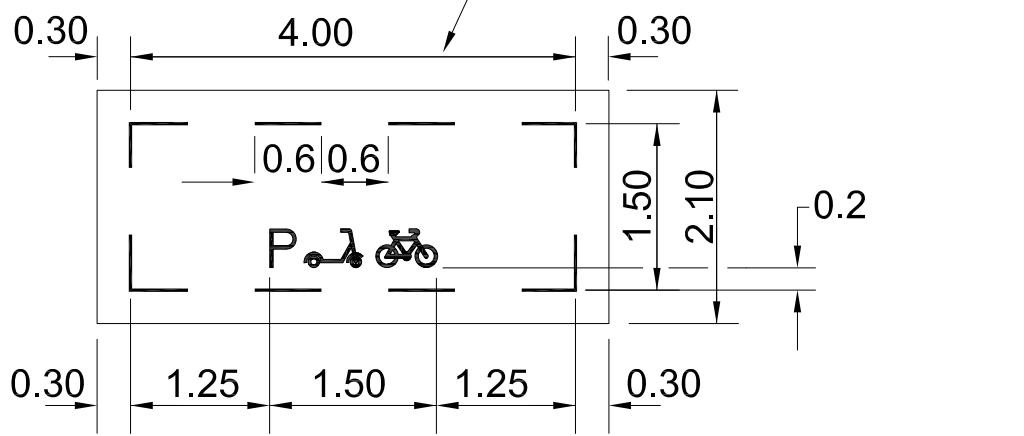
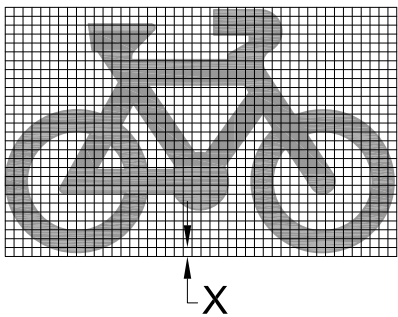
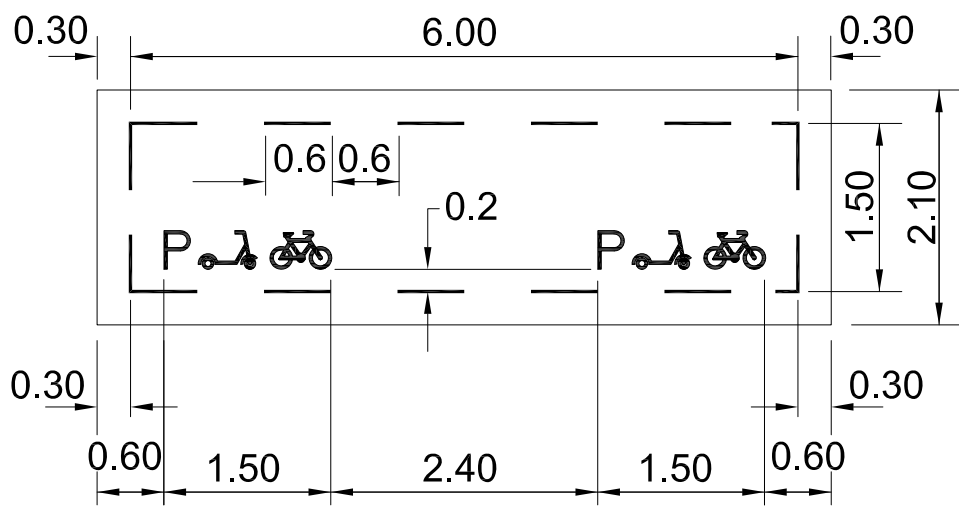
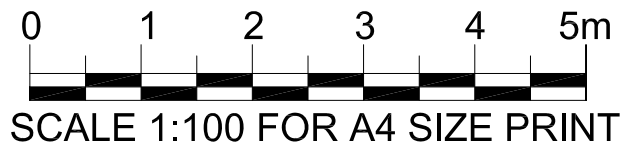


NOTE: ALL DIMENSIONS ARE FROM CENTRE OF LINEMARKING

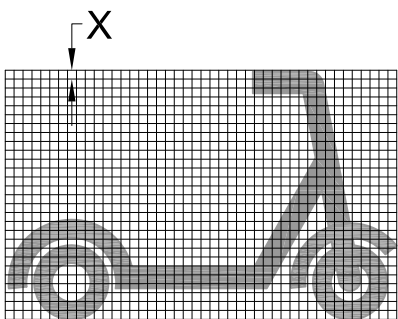
ALL LINEMARKING AND SYMBOLS TO BE WHITE IN COLOUR




PLAN



SCALED DOWN VERSION OF STANDARD BICYCLE SYMBOL
 X = 25mm FOR A
 350 X 570 WIDE BICYCLE SYMBOL TO BE USED



E SCOOTER SYMBOL
 X = 25MM FOR A
 350 X 500 WIDE E SCOOTER SYMBOL




'P' SIGN
 X = 25MM FOR A
 350 X 280 WIDE 'P' SYMBOL

Yarra Standard: YSD715
 Drawing Title: Sheet 1 of 2
 MICROMOBILITY HUB
 PARKING BAY FOR NARROW FOOTPATH

Not to Scale

REV	DATE	DRAWN BY
A	29/01/25	JDS



GENERAL NOTES

LINEMARKING:

1. BROKEN LINEMARKING TO BE 100mm WIDE , 600mm LONG WITH 600mm GAPS
(NO GAPS SHALL END AT CORNERS)
2. ALL LINEMARKING TO CONSIST OF LONG LIFE THERMOPLASTIC PAINT
3. MINIMUM BAY LENGTH SHALL BE 2.0m WITH THE OPTIONS OF 4.0m IN LENGTH AND 6.0m IN LENGTH
4. LINEMARKING SHALL BE SET BACK 0.3m TO 0.45m FROM KERB AND 2.0m FROM BUILDING LINE
5. AT LEAST 1.5m SETBACK FROM ANY TACTILE PAVERS
6. SHALL NOT BE WITHIN ANY EXISTING CLEARWAYS, DISABLED BAYS, LOADING ZONES AND CAR SHARE BAYS
7. SHALL NOT OBSTRUCT ACCESS TO DRAINS, SERVICES AND UTILITY / TELECOMMUNICATION ASSETS
8. CLEARANCE OF AT LEAST 10m FROM ANY INTERSECTION PREFERRED
9. ANY REQUIREMENTS FOR BAYS TO BE LONGER THAN 6m WILL HAVE TO BE APPROVED BY THE COUNCIL ENGINEERING DEPARTMENT INCLUDING No. OF GROUPED SYMBOLS AND SPACINGS
10. FOR WIDER FOOTPATH, REFER STANDARD DRAWING YSD714 FOR DIFFERENT BAY DIMENSIONS.

Yarra Standard: YSD715

Drawing Title: Sheet 2 of 2

MICROMOBILITY HUB

PARKING BAY FOR NARROW FOOTPTH

GENERAL NOTES

Not to Scale

REV	DATE	DRAWN BY
A	29/01/25	JDS

