



SIGN TYPES

- MAY 2011 -



FRONT VIEW
(Scale 1:50)



SIDE VIEW
(Scale 1:50)

ARTWORK REFERENCE
GS3.1.ai
CONSTRUCTION PACK REFERENCE
GS3_1-01 (PG6)

SIGN TYPE	DATE	SCALE
ENTRY SIGN: BASIC	13.05.2011	1:50 @ A4
COMMENTS		DRAWING REFERENCE
- FOR PEDESTRIAN & VEHICULAR TRAFFIC - RECTANGULAR FORMAT - YARRA BRANDING - DOUBLE SIDED - DIMENSIONS: 4500 x 640 x 100		GS3.1



FRONT VIEW
(Scale 1:50)



SIDE VIEW
(Scale 1:50)

ARTWORK REFERENCE
GS3.2.ai
CONSTRUCTION PACK REFERENCE
GS3_2-01 (PG7)

SIGN TYPE	DATE	SCALE
ENTRY SIGN: STANDARD	13.05.2011	1:50 @ A4
COMMENTS	DRAWING REFERENCE	
- FOR PEDESTRIAN & VEHICULAR TRAFFIC - RECTANGULAR FORMAT - YARRA BRANDING - DIMENSIONS: 4500 x 500 x 200	GS3.2	



FRONT VIEW
(Scale 1:50)



SIDE VIEW
(Scale 1:50)

ARTWORK REFERENCE
GS3.3.ai
CONSTRUCTION PACK REFERENCE
GS3_3-01 (PG8)

SIGN TYPE	DATE	SCALE
ENTRY SIGN: WIDE	13.05.2011	1:50 @ A4
COMMENTS	DRAWING REFERENCE	
- FOR PEDESTRIAN & VEHICULAR TRAFFIC - RECTANGULAR FORMAT - YARRA BRANDING - DIMENSIONS: 4500 x 880 x 200	GS3.3	


ARTWORK REFERENCE

PS3.1.ai

CONSTRUCTION PACK REFERENCE

PS3_1-01 (PG9)

PS3_1A-01 (PG10)



FRONT VIEW

(Scale 1:50)



SIDE VIEW

(Scale 1:50)


SIGN TYPE	DATE	SCALE
PRIMARY PARK ENTRY	13.05.2011	1:50 @ A4
COMMENTS	DRAWING REFERENCE	
- FOR PEDESTRIAN AND VEHICULAR TRAFFIC - RAISED PICTOGRAMS TO BE USED WHEN SIGN IS WITHIN REACHING DISTANCE - 2 VERSIONS: ILLUMINATED & NON ILLUMINATED - DIMENSIONS: 2800 x 2050 x 200 (NON-ILLUMINATED) - DIMENSIONS: 2800 x 2150 x 200 (ILLUMINATED)	- HORIZONTAL FORMAT - PARK INTRODUCTION - YARRA BRANDING - KEY USAGE INFORMATION - DOUBLE SIDED	PS3.1 (NON-ILLUMINATED) PS3.1A (ILLUMINATED)

ARTWORK REFERENCE

PS3.2.ai

CONSTRUCTION PACK REFERENCE

PS3_2-01 (PG11)



FRONT VIEW

(Scale 1:50)



SIDE VIEW

(Scale 1:50)

SIGN TYPE	DATE	SCALE
PARK ENTRY	13.05.2011	1:50 @ A4
COMMENTS	DRAWING REFERENCE	
- FOR PEDESTRIAN & VEHICULAR TRAFFIC - HORIZONTAL FORMAT - PARK INTRODUCTION - YARRA BRANDING - DOUBLE SIDED - DIMENSIONS: 1800 x 1360 x 150		PS3.2



FRONT VIEW

(Scale 1:50)



SIDE VIEW

(Scale 1:50)

SIGN TYPE	DATE	SCALE
NOTICE BOARD: POST	13.05.2011	1:50 @ A4
COMMENTS	DRAWING REFERENCE	
<ul style="list-style-type: none"> - 4 X A3 CHANGEABLE NOTICE SLOTS - NOTICES TO BE LAMINATED A3 PAPER - RAISED PICTOGRAMS TO BE USED WHEN SIGN IS WITHIN REACHING DISTANCE - DIMENSIONS: 2800 x 2400 x 200 	<ul style="list-style-type: none"> - FOR PEDESTRIAN TRAFFIC - HORIZONTAL FORMAT - PARK INTRODUCTION - YARRA BRANDING - KEY USAGE INFORMATION - YARRA WEBSITE 	PS3.3



FRONT VIEW

(Scale 1:50)



SIDE VIEW

(Scale 1:50)

SIGN TYPE	DATE	SCALE
NOTICE BOARD: BLADE	13.05.2011	1:50 @ A4
COMMENTS	DRAWING REFERENCE	
<ul style="list-style-type: none"> - 4 X A3 CHANGEABLE NOTICE SLOTS (2 PER SIDE) - NOTICES TO BE LAMINATED A3 PAPER - RAISED PICTOGRAMS TO BE USED WHEN SIGN IS WITHIN REACHING DISTANCE - DIMENSIONS: 1704 x 530 x 119 	<ul style="list-style-type: none"> - FOR PEDESTRIAN TRAFFIC - VERTICAL FORMAT - PARK INTRODUCTION - YARRA BRANDING - KEY USAGE INFORMATION - YARRA WEBSITE 	PS3.3A




FRONT VIEW
(Scale 1:50)

SIGN TYPE	DATE	SCALE
DIRECTIONAL SIGN: FINGER BLADE	13.05.2011	1:50 @ A4
COMMENTS	DRAWING REFERENCE	
- FOR PEDESTRIAN TRAFFIC - DIRECTIONAL INFORMATION - YARRA BRANDING - DIMENSIONS: 2900 x 1900 x 1900 (WHEN POSTS ARE ON ALL 4 SIDES)	PS3.4	




FRONT VIEW
(Scale 1:50)



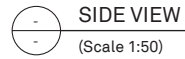
SIDE VIEW
(Scale 1:50)

SIGN TYPE	DATE	SCALE
DIRECTIONAL SIGN: BLADE	13.05.2011	1:50 @ A4
COMMENTS	DRAWING REFERENCE	
- DIRECTIONAL INFORMATION - SINGLE/DOUBLE SIDED - RAISED PICTOGRAMS & BRAILLE TO BE USED WHEN SIGN IS WITHIN REACHING DISTANCE - DIMENSIONS: 1700 x 460 x 108	- FOR PEDESTRIAN TRAFFIC - VERTICAL FORMAT - PARK INTRODUCTION - YARRA BRANDING - KEY USAGE INFORMATION	PS3.4A



FRONT VIEW


(Scale 1:50)



SIDE VIEW

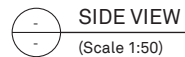
(Scale 1:50)

SIGN TYPE	DATE	SCALE
TRAIL SIGN 1: BLADE	13.05.2011	1:50 @ A4
COMMENTS		DRAWING REFERENCE
<ul style="list-style-type: none"> - MAP & SITE INFORMATION - RAISED PICTOGRAMS & BRAILLE BODY TEXT TO BE USED WHEN SIGN IS WITHIN REACHING DISTANCE - DOUBLE/SINGLE SIDED - DIMENSIONS: 1700 x 460 x 108 		<h1>RS3.1A</h1>
<ul style="list-style-type: none"> - FOR PEDESTRIAN TRAFFIC - VERTICAL FORMAT - PARK INTRODUCTION - YARRA BRANDING - KEY USAGE INFORMATION - YARRA WEBSITE 		



FRONT VIEW

(Scale 1:50)



SIDE VIEW

(Scale 1:50)

SIGN TYPE	DATE	SCALE
TRAIL SIGN 2: BLADE	13.05.2011	1:50 @ A4
COMMENTS		DRAWING REFERENCE
<ul style="list-style-type: none"> - DISTANCE/TRAIL INFORMATION - DOUBLE/SINGLE SIDED - RAISED PICTOGRAMS & BRAILLE BODY TEXT TO BE USED WHEN SIGN IS WITHIN REACHING DISTANCE - DIMENSIONS: 1700 x 460 x 108 		<h1>RS3.2A</h1>
<ul style="list-style-type: none"> - FOR PEDESTRIAN TRAFFIC - VERTICAL FORMAT - PARK INTRODUCTION - YARRA BRANDING - KEY USAGE INFORMATION - YARRA WEBSITE 		



FRONT VIEW

(Scale 1:50)



SIDE VIEW

(Scale 1:50)

SIGN TYPE	DATE	SCALE
FACILITY SIGN: POST	13.05.2011	1:50 @ A4
COMMENTS	DRAWING REFERENCE	
<ul style="list-style-type: none"> - FOR PEDESTRIAN & VEHICULAR TRAFFIC - FACILITY INTRODUCTION - OPENING HOURS INFORMATION - DIMENSIONS: 1800 x 1360 x 150 	<ul style="list-style-type: none"> - YARRA BRANDING - YARRA WEBSITE - RECTANGULAR FORMAT - SINGLE SIDED 	FS3.1



FRONT VIEW

(Scale 1:50)

SIGN TYPE	DATE	SCALE
FACILITY ENTRY: CANTILEVER	13.05.2011	1:50 @ A4
COMMENTS	DRAWING REFERENCE	
<ul style="list-style-type: none"> - FOR PEDESTRIAN & VEHICULAR TRAFFIC - RECTANGULAR FORMAT - YARRA BRANDING - DOUBLE SIDED - DIMENSIONS: 1800 x 540 x 33 	FS3.2	



ARTWORK REFERENCE

FS3.3.ai

CONSTRUCTION PACK REFERENCE

FS3_3-01 (PG17)



FRONT VIEW

(Scale 1:50)

SIGN TYPE	DATE	SCALE
FACILITY SIGN: CANTILEVER	13.05.2011	1:50 @ A4
COMMENTS	DRAWING REFERENCE	
<ul style="list-style-type: none"> - SQUARE FORMAT - FOR PEDESTRIAN & VEHICULAR TRAFFIC - FACILITY INTRODUCTION - YARRA BRANDING - DOUBLE SIDED - DIMENSIONS: 1200 x 1200 x 83 	FS3.3	



ARTWORK REFERENCE

FS3.4.ai

CONSTRUCTION PACK REFERENCE

FS3_4-01 (PG18)



FRONT VIEW

(Scale 1:50)

SIGN TYPE	DATE	SCALE
FACILITY SIGN: REAR MOUNT	13.05.2011	1:50 @ A4
COMMENTS	DRAWING REFERENCE	
<ul style="list-style-type: none"> - RECTANGULAR FORMAT - FOR PEDESTRIAN & VEHICULAR TRAFFIC - FACILITY INTRODUCTION - YARRA BRANDING - DOUBLE SIDED - DIMENSIONS: 2000 x 600 x 79 	FS3.4	

ARTWORK REFERENCE

TS3.1.ai, TS3.2.ai,

TS3.3.ai, TS3.4.ai



TS3.1
(Scale 1:50)

TS3.2
(Scale 1:50)



TS3.3
(Scale 1:50)

TS3.4
(Scale 1:50)

SIGN TYPE	DATE	SCALE
TEMPORARY SIGNAGE	13.05.2011	1:50 @ A4
COMMENTS	DRAWING REFERENCE	
- DDA COMPLIANCE STATEMENT REQUIRED (SIZE 14 FONT): ALTERNATE FORMATS AVAILABLE YARRA CITY COUNCIL RICHMOND TOWN HALL 333 BRIDGE ROAD, RICHMOND PHONE: 9205 5555	- FOR PEDESTRIAN TRAFFIC - CONSTANT HEADING STRIP - FLEXIBLE CONTENT - TEMPORARY ACTIVITY TITLE - YARRA BRANDING - YARRA WEBSITE	TS3.1 - TS3.4

ARTWORK REFERENCE

CONSTRUCTION PACK REFERENCE



FRONT VIEW
(Scale 1:50)

SIDE VIEW
(Scale 1:50)

SIGN TYPE	DATE	SCALE
TEMPORARY SIGNAGE	13.05.2011	1:50 @ A4
COMMENTS	DRAWING REFERENCE	
CONSTRUCTION - 3mm ALUMINIUM SHEET WITH VINYL GRAPHIC - 4.5mm PVC SHEET WITH VINYL GRAPHIC - FENCE MOUNTED OR ON GALVANISED FRAME - SCREW FIXED OR CABLE TIED TO FENCE VIA DRILLED HOLES TO FACE OF SIGN	TEMPORARY SIGNAGE SIZE RANGE: TS3.1 = H400 x W600mm TS3.2 = H800 x W1200mm TS3.3 = H1200 x W1200mm TS3.4 = H1200 x W2400mm	TS