


Construction Management Plan (CMP)

Project details



Project details

Project name

Project Address

Suburb

State

Postcode

Client

Builder

Revision

Revision date

Planning permit number

Municipality


City of Yarra

Office use only

Planning Permit stamp

Construction Management Plan (CMP)

Applicant and contact details



Applicant details All applicable sections must be completed

Company name*

ABN*

Contact name*

Contact phone*

Business Address*

Suburb*

State*

Postcode*

Email*

Construction works All applicable sections must be completed

What stage is this CMP addressing?*

Demolition Earthworks Construction

Contact details All applicable sections must be completed

Contact details of the person and company responsible for compliance with CMP at the stage nomination above.

Company name*

ABN*

Directors name*

Contact name*

Contact phone*

Business Address*

Email*

Suburb*

State*

Postcode*


Contact details of the person in control of the site

Contact name*

Contact phone*

Construction Management Plan (CMP)

Attachment checklist and declaration



Appendix attachment checklist

You must complete and submit Section A to G with your application.

Section A

Name attachments: Appendix A - Section A: Before you start and site establishment

- Site plan
- Site office and work sheds details
- Public lighting application
- Spoil management plan
- Asset protection application
- Pre-condition survey (dilapidation report)
- Site access plan
- Vehicle crossover application
- Parking sensor details
- Construction zone application
- Work zone application
- Communication

Section B

Name attachments: Appendix B - Section B: Work times and security

- Out of hours details
- Construction program
- Signage details
- Security measures
- Graffiti prevention measures
- Staged work details

Section C

Name attachments: Appendix C - Section C: Public protection (report and consent)

- Protection of the public details

Section D

Name attachments: Appendix D - Section D: Environmental considerations

- Noise and vibration plan
- Airborne dust details
- Removal of hazardous material details
- Stormwater plan
- Waste management plan
- Tree details

Section E

Name attachments: Appendix E - Section E: Traffic management

- Construction Traffic Management Plan report

Section F

Name attachments: Appendix F - Section F: Permits and consent

- Permit and consent details

Section G

Name attachments: Appendix G - Section G: Remediation and civil works

- Remediation and civil work details

Declaration

Is your company in control of the site during this stage of work?

- Yes* No* **Only the company in control of the site may complete and sign this declaration**

- I have due authorisation and delegation to sign this CMP on behalf of the Company listed above and take responsibility for ensuring compliance with our commitment specified herein, the Local Government Act 1989, Planning and Environment Act 1987, Council's General Local Law 2016 and any other relevant legislation. The whole document including the CMP application and attachments forms part of this CMP. Any breach will result in enforcement action taken by Council.*


Signature*

Print name*

Date*

Construction Management Plan (CMP)

General permit conditions




General permit conditions

1. Before commencing and during building work, a person in charge of that building work must ensure all works comply with the endorsed Construction Management Plan (CMP).
2. All contractors, tradespersons and subcontractors must operate in accordance with the CMP.
3. Where temporary fencing is utilised, it must be suitably covered with shade cloth.
4. Trucks must not stage on local roads within the municipality.
5. Any trucks leaving site with excavation material must be covered.
6. Any deliveries to site shall be within the confined hours of the planning permit.
7. For any deliveries outside of permitted hours, an out of hours permit request must be submitted for consideration. Works must not proceed until the relevant permit is approved.
8. All activities shall comply with the Environmental Protection Authority noise control Guideline 12 for Construction (Publication 1254 Oct 2008).
9. If requested by Council, a noise and vibration report must be compiled by an accredited acoustic engineer and provided to Council at any time before or during demolition, excavation and construction works. The recommendations of the report must be implemented and complied with to the satisfaction of the responsible authority.
10. If deemed a requirement by the assessing CMP officer, noise and vibration must be addressed.
11. Waste material, including liquid wastes such as paint, concrete slurries and chemicals, must not be discharged into a stormwater drain. Purpose wash bays will be provided for such cleaning of waste material
12. If tree(s) are to be removed from Council property, removal works are to be carried out by Council contractors while under direction and authorisation from Council. Council must give written authorisation for the tree(s) to be removed prior to any removal works commencing.
13. The traffic management plan endorsed within the CMP are subject to further review during the assessment of permit applications. Amendments to the plans or further information relating to the works may be requested by Council when assessing the permit applications.
14. All required permits and consents must be obtained prior to any works being carried out. This includes obtaining relevant authority approvals such as Vic Roads, Yarra Trams, PTV and CitiPower.
15. Every month, a letter drop must be distributed to Council, residents and businesses (within 100m of the site) updating on project status.
16. Any amendments to the endorsed CMP document and plans must be submitted to the Planning Department.
17. Any excavations adjacent to or near a road or pathway must be designed to support the road or pathway. Excavation works must be managed by building practitioners registered in an appropriate category.
18. Interference with Council assets: A person must not, without a permit: destroy, damage, connect to, modify or interfere with Council assets; or undertake any works in a road reserve, municipal place or drainage easement located within any private land without first obtaining the relevant permits and consents.
19. All openings and gates within the site are to either slide along the allotment boundary or swing into the site, and shall not impede the footpath or roadway by any means.

Construction Management Plan (CMP)

Specific permit conditions



Office use only

Specific permit conditions