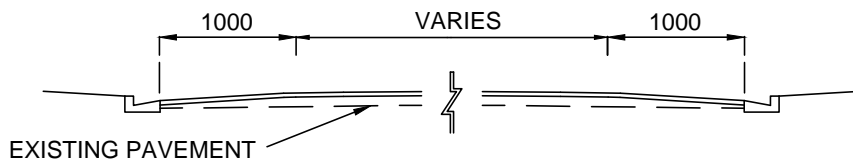
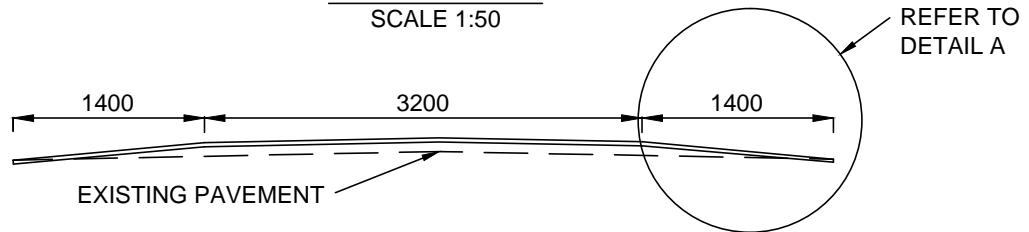


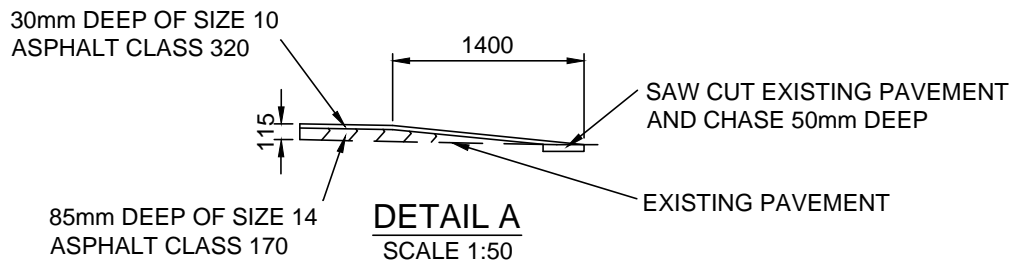
**PLAN**  
SCALE 1:200



**SECTION A-A**  
SCALE 1:50



**SECTION B-B**  
SCALE 1:50



**DETAIL A**  
SCALE 1:50

**GENERAL NOTES**

1. ASPHALT HUMPS TO BE CONSTRUCTED IN TWO LAYERS AS SHOWN IN DETAIL A.
2. A SAWCUT CHASE IS REQUIRED AT THE APPROACH & DEPARTURE SIDE OF THE HUMPS (MINIMUM OF 50MM DEEP BY 300mm WIDE).
3. LINEMARKING TO BE ADVISED BY TRAFFIC ENGINEER.
4. WARNING SIGN INSTALLATION TO BE ADVISED BY TRAFFIC ENGINEER.
5. 100mm VERTICAL CLEARANCE BASED ON LUXURY VEHICLE

**Yarra Standard: YSD702**  
**Drawing Title:**

FLAT TOP ROAD HUMPS

Scale at A4 SCALE AS SHOWN

| REV | DATE     | DRAWN BY |
|-----|----------|----------|
| A   | 28/11/07 | HL       |
| B   | 16/01/12 | DKC      |
| C   | 20/02/13 | OK       |
| D   | 07/10/13 | OK       |
|     |          |          |
|     |          |          |

