



# Annual Budget

2022/23



	Page
<b>Contents</b>	
Message from the Mayor	03
Executive Summary	05
Budget Influences	09
<b>Budget Reports</b>	
1. Link to the Council Plan	10
2. Services and service performance indicators	12
3. Financial statements	24
4. Notes to the financial statements	33
5. Financial Performance Indicators	55
6. Schedule of fees and charges	56

## Message from the Mayor

We are pleased to present our 2022-23 Budget.

Like all councils across Victoria, Yarra has been impacted financially by the COVID-19 pandemic, both through increased spending to support our local community and businesses and loss of revenue.

At Yarra City Council, we made a deliberate and considered decision to step up and assist our community, and businesses during the pandemic. This included significantly expanding our rates hardship policy, waiving all footpath and outdoor trading fees to support Yarra businesses, and providing more than \$1.5m in additional grants. As a result, our operating environment and financial position has been impacted with losses in excess of \$50 million. Rising inflation also presents a risk to Council's Budget outcomes given the global and local impacts of events over the past three years and uncertainties with the future economic outlook.

In addition to this, we have had to manage the financial challenges associated with a growing population, ageing infrastructure, rate capping, cost-shifting and the need to repay debt and build cash reserves in the short to medium term.

In order to continue to deliver what our community wants and expects, as well as continuing to deliver on our vision, we have needed and will need to make some strategic decisions. Urgent consideration has been given to improving operational efficiencies, managing costs, attracting external funding and expanding opportunities to generate revenue.

Our Budget 2022-23 focuses on addressing our current and future priorities, whilst also being realistic about our financial position.

Council expects to deliver financial improvements and efficiencies over the next 10 years of at least \$23 million. In addition to this we are currently undertaking a strategic review of our operations.

Council is also seeking to maximise the public value of its existing assets.

Despite the challenging times we are in, I am proud to present a Budget that has a strong focus on sustainability, both in terms of our fiscal responsibilities and the types of infrastructure we are delivering.

This is a Budget that focuses on improving efficiencies while still delivering what our community needs and expects.

We have worked hard to provide a Budget which aligns with our Council Plan 2021-25. It looks at ensuring we achieve our strategic direction in the areas of climate and the environment, social equity and health, local economy, place and nature, transport and movement and democracy and governance. It continues to support the provision of a wide range of high-quality services and outlines a range of projects and initiatives that will help us achieve our community's vision for Yarra.

Council will continue to support its more vulnerable community members through its Hardship Policy and Pensioner Rebate, and we will support the broader community through the following projects:

- Continuing to transition Council buildings off gas, including making significant progress in relation to getting our Town Halls off gas.
- Collingwood College Early Childhood Centre development (funded primarily by the Department of Education, in partnership with Collingwood College). Council will deliver a refurbished building and outdoor area for the purpose of Council operating three and four-year-old funded kindergarten, playgroups and occasional care.
- Designing a new pocket park in Charlotte Street, Richmond which will be delivered in a following year.
- A range of improvements across Yarra's bicycle network.

- Road safety improvements via programs agreed with the community in Carlton North, Fitzroy North, Clifton Hill, Abbotsford and Richmond.
- Delivering programs to support households and businesses to reduce carbon emissions to work towards a zero carbon Yarra.
- Continuation of master planning for Inner Circle Linear Parklands including community consultation.
- The introduction of a CALD digital literacy learning program. Council is engaging officers with community language skills, particularly Cantonese, Mandarin, Vietnamese and Somali, to support our
- Acceleration of Yarra's tree planting program to support the planting of 500 additional trees above the approximate 1000 trees we usually plant each year.

In addition, we will also be commencing a significant IT investment which will enhance and improve our customer experience, providing our community with online access to Council services, anywhere, at any time.

The Budget includes a rate increase of 1.75 per cent which is in line with the 2022-23 rate cap implemented by the Victorian Government, which the Essential Services Commission set based on CPI.

In response to community submissions, we have added \$37,000 to this Budget for preliminary design and consultation work for a potential new shared zone in the Perry Street precinct in Collingwood. Council is undertaking these preliminary works with the intention of advocating to the State Government to fund the remainder of the project.

This change has been made in acknowledgment of the major upgrades that have happened and are happening in neighbouring public facilities including Collingwood Yards and Melbourne Polytechnic. The aim is to create a safer, more welcoming space for those travelling to and between these facilities and neighbouring organisations, businesses and residences.

A change to the Budget has also been made to specify that of the \$150,000 earmarked for open space design, some will be allocated to investigating possible options in Cremorne, and initial consideration of a possible community space at the western end of Cameron St in Richmond.

I am proud to deliver a responsible Budget that balances current priorities with future needs. It also identifies financial improvements and efficiencies needed over the next 10 years which will ensure Council's financial stability well into the future.

Warm regards,

**Mayor Cr Sophie Wade**  
**Yarra City Council**

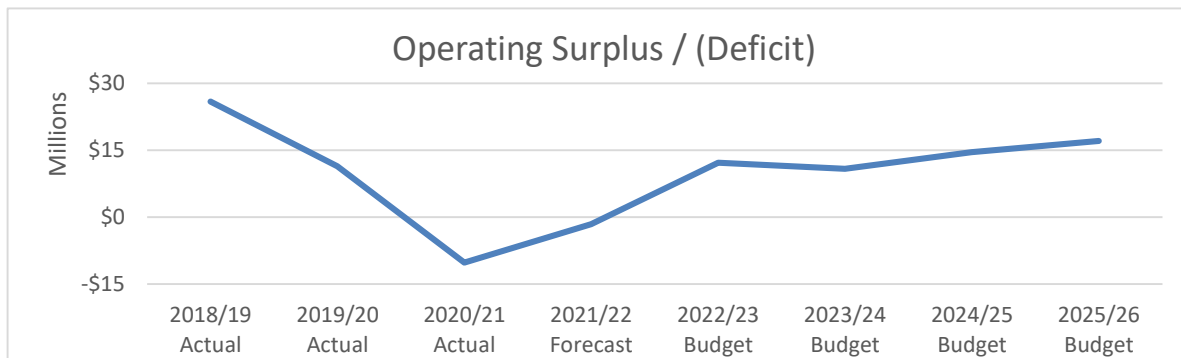
## Executive Summary

The Budget 2022/23 focuses on addressing our current and future priorities, whilst also being realistic about the challenging financial environment.

Key statistical information and analysis is provided below comparing the 2021/22 Forecast to the 2022/23 Budget. The 2021/22 financial year continues to be significantly impacted by COVID-19. While this budget assumes a return to some degree of economic normality for 2022/23, it is recognised that this assumption remains a risk to our budget projections.

The projected forecast for 2021/22 will be \$1.6m deficit whilst the 2022/23 budget returns us to a modest \$12.2m surplus. This surplus is necessary in future years in order to fund our capital works and other programs in the future.

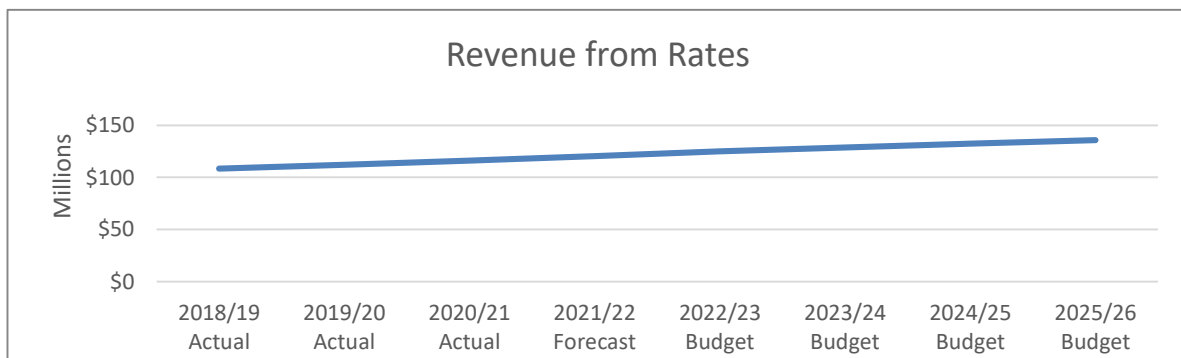
### 1. Operating Result



The expected operating result for 2022/23 is a surplus of \$12.2m, an improvement of \$13.9m compared to the 2021/22 Forecast (\$1.6m). This is partly due to the assumption of a return to pre COVID activities in 2022/23. The impact of COVID-19 on Council finances is clearly demonstrated in the graph above. As loss of revenue and importantly our investment in COVID-19 support and relief packages for the community has seen a marked effect on our financial results in the past three years.

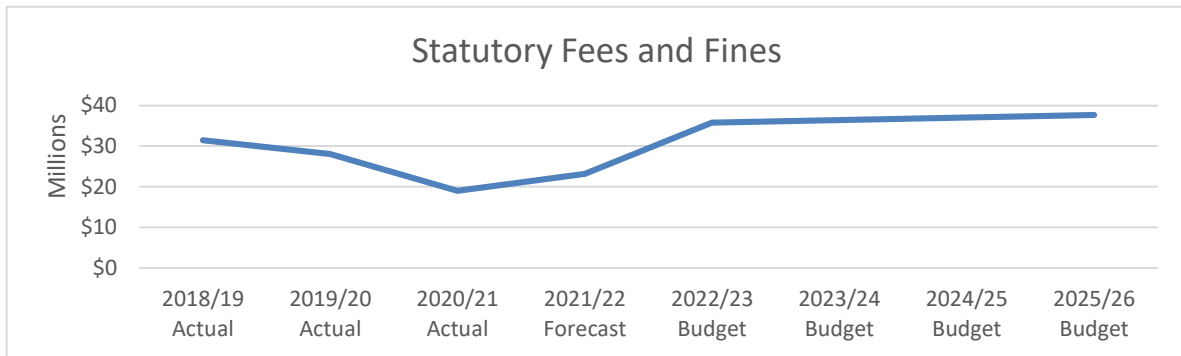
### 2. Rates and Charges

Total revenue from rates and charges is projected to be \$125.2m which incorporates the average rate increase of 1.75%. This is in line with the Fair Go Rates System (FGRS) which caps rates increase by Victorian councils for the 2022/23 financial year.



It is important to note, the actual rate increases experienced by individual ratepayers may differ from the 1.75% increase due to revaluations. Rate increases are impacted by the average rate increase (1.75%) and the property valuation increases (or decreases) of individual properties relative to the average across the municipality. If your property value increased by less than the average for the Council your rates will increase by less than 1.75% and may in fact reduce from the previous year. If your property increased in value by more than the average, your rates will increase by more than 1.75%.

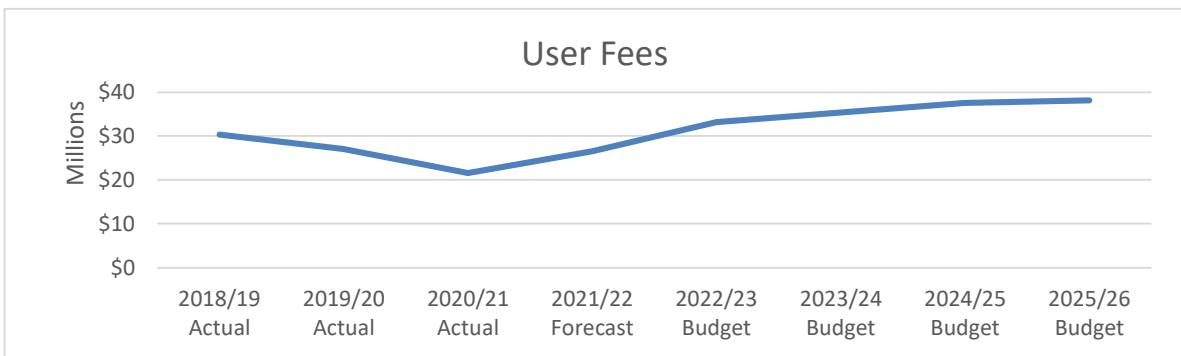
### 3. Statutory Fees and Fines



Revenue from Statutory Fees and Fines are expected to be \$35.8m, an increase of 43% on the 2021/22 Forecast. This reflects the drop in revenue from 2019/20 to 2021/22 (particularly parking revenue) due to COVID-19 and a budgeted return to pre COVID-19 activities in 2022/23.

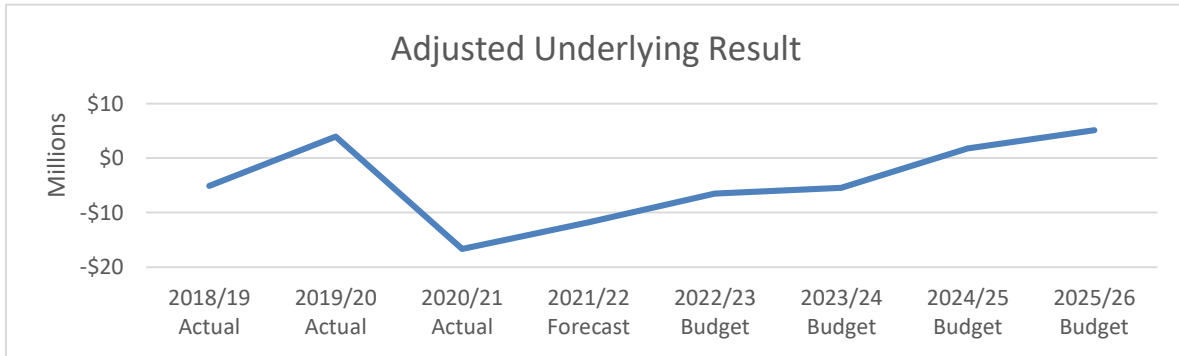
For the first time in six years, Council will increase metered parking and permit fees in 2022/23. The cost of Yarra’s resident parking permits will still remain among the lowest in inner-city Melbourne, and we are also maintaining our significant concession discounts (including retaining a free first permit for concession holders). We are also moving towards a more demand driven parking model that considers demand for parking spaces in price setting. The increase in parking revenue will help Council to continue to provide the services and projects the community wants us to invest in.

### 4. User Fees



Revenue from User Fees are expected to be \$33.2m which is an increase of 20% on the 2021/22 Forecast. This is again related to the assumption of a return to pre COVID-19 activity levels in 2022/23.

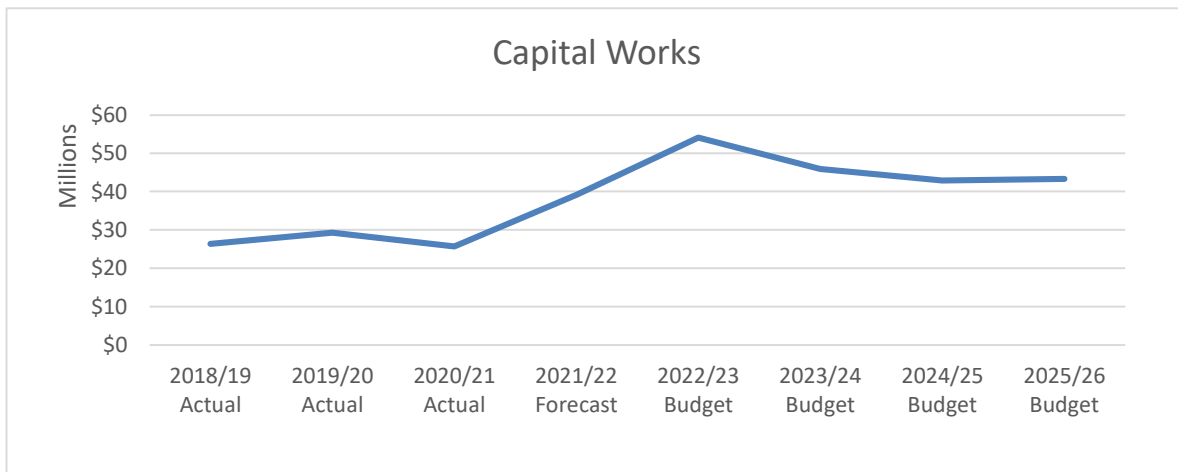
## 5. Financial Sustainability



The adjusted underlying result is the surplus/deficit for the year adjusted for capital grants and contributions. This is a measure of financial sustainability, and it shows a marginal improvement over the term of the Budget, although this measure remains negative during 2022/23 and 2023/24.

The budget has been prepared for the four year period ending 30 June 2026. It is set within a Financial Plan, which assists Council adopting a budget within a longer term financial framework. The key objective of the Financial Plan is to maintain financial sustainability in the medium to long term, while still achieving the Council's strategic objectives.

## 6. Capital Works



Our Capital works spend has been impacted over the past three financial years by COVID-19. We are pleased to provide a budget that shows a major lift in capital investment across the next four years. Our 2022/23 capital investment comprises \$38.9m of new projects (as detailed throughout this budget document). We are also expecting a further \$15.2m carried forward projects from the 2021/22 financial year.

## 7. Borrowing

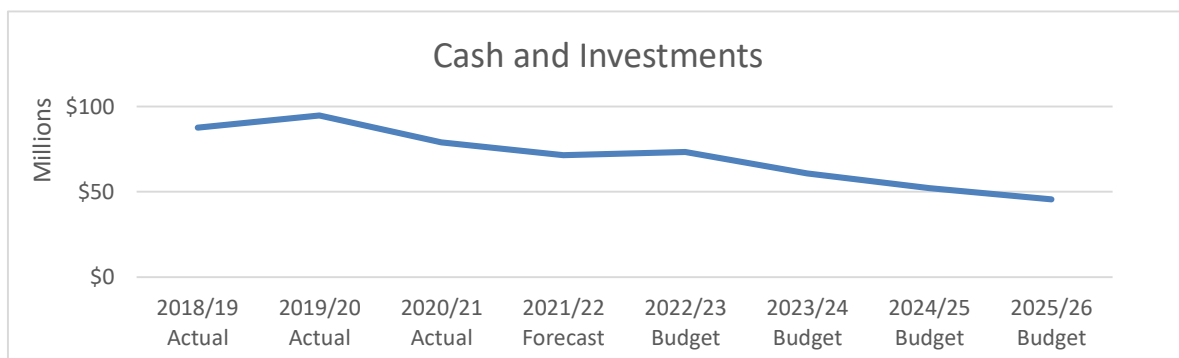
Council borrowed \$32.5m in 2013/14 to settle the Vision Super unfunded defined benefit liability and fund major capital projects. This borrowing was interest only and the full principal amount was refinanced in February 2022.

The 2021/22 budget allowed capacity for Council to borrow an additional \$20m. However, the assessment of cash requirement has identified that the additional borrowings was not required during 2020/21. Instead, we have allowed capacity for Council to borrow up to \$20m during 2022/23 to support Council in delivering our significant program of capital works.

Council recognises that long term borrowings can be a useful tool for funding renewal of existing and major new assets. It also recognises while borrowings enhance the capacity of Council's short term capital program, debt repayment and borrowing costs may potentially limit the capacity of future capital programs. It is, therefore, important the utilisation of debt as a funding tool is applied judiciously.

This budget provides Council will repay principal and interest on all borrowed funds (new and renewed) on an annual basis with a long term reduction in borrowings across the next ten years. Our principal repayments will allow Council, depending on prevailing circumstances in the future, to have capacity to borrow further in later years, should that be required.

## 8. Cash and Investments



Cash and investments, including term deposits, are expected to increase by \$1.9m during the year to \$73.4m at 30 June 2023. Future cash balances will decline as council expands its capital works program as well as repay debts.

Council must maintain a reasonable amount of cash to meet the requirements of Council business, to ensure timely payment of all liabilities. Council also hold funds for trust and reserves. This ensures all reserves can be accessed at any time to fund the purpose of the reserve. The open space reserve is an example of funds received from developers specifically set aside for future investment in open spaces within our municipality. Council's unrestricted cash reserves comprise \$39.4m of the \$73.4m described above.



## Budget Influences

The four years represented within the Budget are 2022/23 through to 2025/26. In preparing the 2022/23 budget, a number of influences have been taken into consideration. These are outlined below:

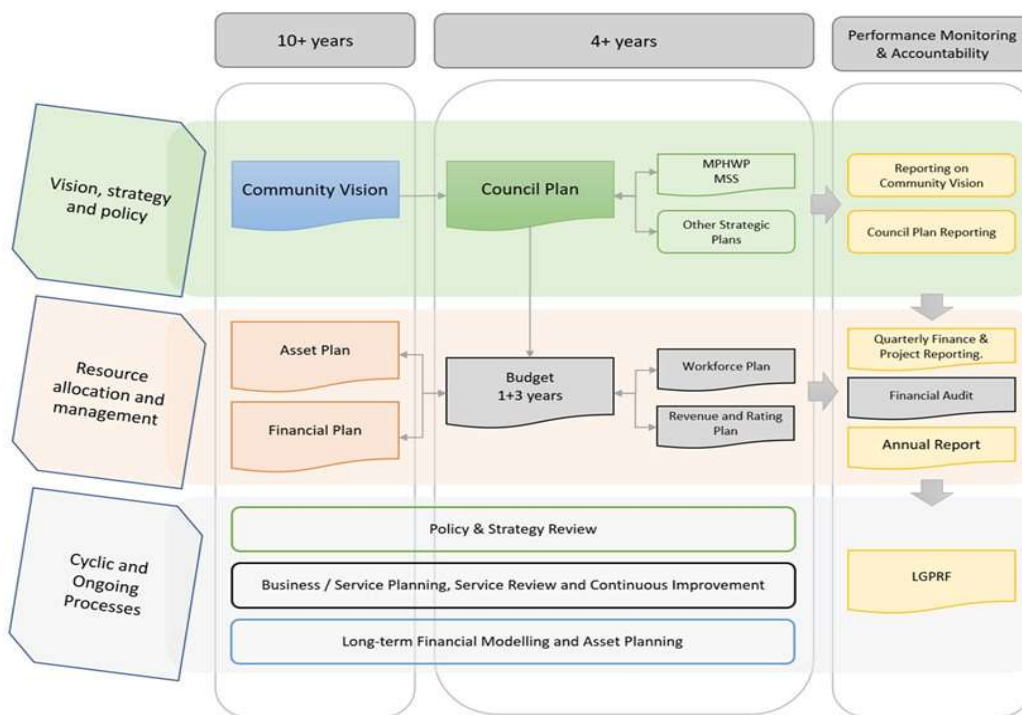
- The City of Yarra is a vibrant inner metropolitan municipality which is home to a diverse community.
- Population Growth – As of 2022, the resident population is estimated at 108,632 residents living across 40,000 households. The average household size is 2.1 people. Half of households rent their home, well above the Greater Melbourne average (29%). 10% of Yarra's residents live in public housing, well above the Greater Melbourne average (2.6%). Almost 4 in 10 Yarra households are in the highest income quartile earning over \$2,395 per week. 1 in 5 households are in the lowest quartile group earning up to \$740 per week. 29% of Yarra's residents were born overseas. By 2041, the population for the City of Yarra is forecast to increase to 157,607 residents by 2041.
- Location – Yarra's 19.5 square kilometres include the suburbs of: Abbotsford, Alphington (south of Heidelberg Road), Burnley, Carlton North, Clifton Hill, Collingwood, Cremorne, Fairfield (south of Heidelberg Road), Fitzroy, Fitzroy North, Princes Hill and Richmond.
- Coronavirus – COVID-19 has presented a fast-evolving significant challenge to businesses, households, and the economy worldwide. Council has acted in the interest of keeping our community, residents and workforce safe. Council's financial position has been impacted significantly by the COVID-19 pandemic with a loss in excess of \$50 million.
- Rising inflation presents a risk to Council's budget outcomes given the global and local impacts of events over the past three years and uncertainties with the future economic outlook.
- Waste Disposal Costs – The Environment Protection Agency (EPA) regulation has a sustained impact on Council with regards to compliance with existing and past landfills sites. Waste disposal costs are also impacted by industry changes such as levies and negotiation of contracts e.g. recycling sorting and acceptance. For example, effective 01 July 2021, the State Government waste levy (formerly landfill levy) has increased by \$40.00 per metric tonne (from \$65.90 to \$105.90). A further \$20.00 increase is planned for 2022/23.
- Cost shifting - this occurs where Local Government provides a service to the community on behalf of the State and Federal Government. Over time, the funds received by Local Governments does not increase in line with real cost increases, such as school crossing or library services, resulting in a further reliance on rate revenue to meet service delivery expectations.
- Enterprise Agreement (EA) – Council successfully negotiated the 2022 enterprise agreement (EA). The impacts of the EA have been included in current and future budgets.
- Superannuation – Council has an ongoing obligation to fund any investment shortfalls in the Defined Benefits Scheme, which has been closed to new members since 1993. The last call on Local Government was in the 2012-2013 financial year where Council was required to pay \$11.3m to top up its share of the Defined Benefits Scheme. The amount and timing of any liability is dependent on the global investment market. At present the actuarial ratios are at a level that additional calls from Local Government are not expected in the next 12 months.
- Financial Assistance Grants – The largest source of government funding to Council is through the annual Victorian Grants Commission allocation. The overall state allocation is determined by the Federal Financial Assistance Grant.
- Capital Grant Funding – Capital grant opportunities arise continually.
- Rate Capping – The Victorian State Government continues to apply a cap on rate increases. The cap for 2022/23 has been set at 1.75%. The budget assumes the rate cap to remain the same in future years, noting that a new cap will be announced each year.
- Supplementary Rates – Supplementary rates are additional rates received after the budget is adopted each year, for the part of the year when a property value increases in value (e.g. due to improvements made or change in land class), or new residents become assessable. Importantly, supplementary rates recognises that new residents require services on the day they move into the municipality and Council is committed to providing these. Supplementary rates income is based on historical and forecast data and is set at anticipated levels. Supplementary rates become part of the general rates in the following year.
- Development Contributions – The rate of growth and flow of development contributions income depends on land sales and the desire of developers to construct new developments within the municipality. As Yarra's Development Contribution scheme only formally commenced in early 2021, development contributions income is based on forecast data and is set at anticipated levels.

# 1. Link to the Integrated Strategic Planning and Reporting Framework

This section describes how the Budget links to the achievement of the Community Vision and Council Plan within an overall integrated strategic planning and reporting framework. This framework guides the Council in identifying community needs and aspirations over the long term (Community Vision and Financial Plan), medium term (Council Plan, Workforce Plan, and Revenue and Rating Plan) and short term ( Budget) and then holding itself accountable (Annual Report).

## 1.1 Legislative planning and accountability framework

The Budget is a rolling four-year plan that outlines the financial and non-financial resources that Council requires to achieve the strategic objectives described in the Council Plan. The diagram below depicts the integrated strategic planning and reporting framework that applies to local government in Victoria. At each stage of the integrated strategic planning and reporting framework there are opportunities for community and stakeholder input. This is important to ensure transparency and accountability to both residents and ratepayers.



Source: Department of Jobs, Precincts and Regions

The timing of each component of the integrated strategic planning and reporting framework is critical to the successful achievement of the planned outcomes.

Council adopted Yarra 2036 Community Vision on 20 July 2021 in accordance with the Local Government Act 2020. Yarra's first Community Vision sets out our community's hopes, aspirations and priorities for a 15 year period. It provides a future lens to guide Council's planning and decision making. The Vision is the product of an extensive two staged engagement approach which started with broad community engagement in November 2020, and a community panel in May 2021.

The Council Plan 2021-25 addresses Yarra 2036 Community Vision and was adopted by Council on 19 October 2021 in accordance with the Local Government Act 2020. The annual budget 2022/23 has been structured according to the Strategic Objectives in the Council Plan 2021-25.

## 1.1.2 Key planning considerations

### Service level planning

Although councils have a legal obligation to provide some services— such as animal management, local roads, food safety and statutory planning—most council services are not legally mandated, including some services closely associated with councils, such as libraries, building permits and sporting facilities. Further, over time, the needs and expectations of communities can change. Therefore councils need to have robust processes for service planning and review to ensure all services continue to provide value for money and are in line with community expectations. In doing so, councils should engage with communities to determine how to prioritise resources and balance service provision against other responsibilities such as asset maintenance and capital works. Community consultation needs to be in line with a councils adopted Community Engagement Policy and Public Transparency Policy.

## 1.2 Our purpose

### Our Vision

Yarra is a vibrant, safe and inclusive environment. We celebrate and embrace our diversity and connection to each other and the land. Our community is empowered to work together and support one another with respect and trust.

### Our values

We aim to achieve the greatest outcomes for the community through delivering our Council Plan and working with, and for, all in Yarra. Our values guide our conduct and working relationships with colleagues and the community.

## ACCOUNTABILITY

We own what we do and expect others to as well.

## RESPECT

We include all. Diversity is our strength.

## COURAGE

We are intentional in our actions. We seek the brave path.

## 1.3 Strategic objectives

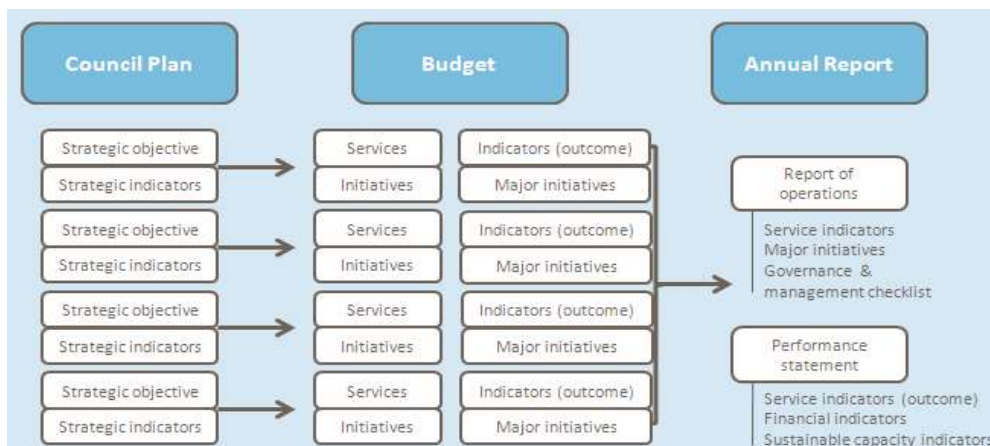
Council delivers services and initiatives across a number of Branches and Business Units. Each contributes to the achievement of one of the Strategic Objectives as set out in the Council Plan incorporating the Municipal Public Health and Wellbeing Plan for the years 2021-25.

The following table lists the six Strategic Objectives as described in the Council Plan 2021-25.

Strategic Objective	Description
1 Climate and environment	Yarra urgently mitigates climate change while also adapting to its impacts and developing resilience in everything we do. The community, business and industry are supported and encouraged to do the same.
2 Social equity and health	Yarra's people have equitable access and opportunities to participate in community life. They are empowered, safe and included.
3 Local economy	Yarra's neighbourhoods and major activity centres, nightlife and employment precincts are thriving, accessible and connected. They support and inspire diverse creative communities, cultural activities, businesses, and local employment.
4 Place and nature	Yarra's public places, streets and green open spaces bring our community together. They are planned to manage growth, protect our unique character and focus on people and nature.
5 Transport and movement	Yarra's transport network is sustainable and recognises that streets are important shared public spaces. Transport and movement is accessible, safe and well connected.
6 Democracy and governance	Yarra is smart, innovative and sustainable. Our decisions and advocacy are built on evidence and meaningful engagement. Good governance is at the heart of our processes and decision-making.

## 2. Services and service performance indicators

This section provides a description of the services and initiatives to be funded in the Budget for the 2022/23 year and how these will contribute to achieving the strategic objectives outlined in the Council Plan. It also describes several initiatives and service performance outcome indicators for key areas of Council's operations. Council is required by legislation to identify major initiatives, initiatives and service performance outcome indicators in the Budget and report against them in their Annual Report to support transparency and accountability. The relationship between these accountability requirements in the Council Plan, the Budget and the Annual Report is shown below



Source: Department of Jobs, Precincts and Regions

### 2.1 Strategic Objective 1

#### Climate and environment:

Yarra urgently mitigates climate change while also adapting to its impacts and developing resilience in everything we do. The community, business and industry are supported and encouraged to do the same.

#### Services

Service area	Description of services provided		2020/21	2021/22	2022/23
			Actual	Forecast	Budget
			\$'000	\$'000	\$'000
Sustainability Services	Sustainability Services delivers overarching environment and sustainability policy, programs, engagement and communications, focused strongly on responding to the climate emergency.	<i>Inc</i>	25	-	170
		<i>Exp</i>	3,153	3,915	4,017
		<b>Surplus / (deficit)</b>	<b>(3,128)</b>	<b>(3,915)</b>	<b>(3,847)</b>
City Works	City Works oversees the delivery of all waste services and waste minimisation. Key Services: • Waste and recycling services, policy and planning • Waste minimisation	<i>Inc</i>	585	-	-
		<i>Exp</i>	24,263	25,724	26,056
		<b>Surplus / (deficit)</b>	<b>(23,678)</b>	<b>(25,724)</b>	<b>(26,056)</b>

#### Major Initiatives

##### 1) Transition Council buildings off gas (\$3.6M)

Council is undertaking design for the renewal of building services at Richmond Town Hall . A major component of this is Heating, Ventilation and Airconditioning (HVAC) , which will include full electrification to enable retirement of the use of gas at the facility, along with renewal of lighting, power/data cabling and fire systems.

#### Other Initiatives

##### 2) Support transition to zero carbon households and business (\$272K)

Council is delivering targeted programs and engagement to support households and businesses to reduce carbon emissions.

#### Service Performance Outcome Indicators

Service	Indicator	2020/21	2021/22	2022/23
		Actual	Forecast	Budget
Waste collection*	Waste diversion	33.03%	33.03%	33.03%

\* refer to table at end of section 2.6 for information on the calculation of Service Performance Outcome Indicators

## 2.2 Strategic Objective 2

### Social equity and health

Yarra's people have equitable access and opportunities to participate in community life. They are empowered, safe and included.

#### Services

Service area	Description of services provided	2020/21	2021/22	2022/23	
		Actual \$'000	Forecast \$'000	Budget \$'000	
Aboriginal Partnerships	<p>The Aboriginal Partnerships team connects Yarra City Council to the Yana Ngargna Advisory Group, the Wurundjeri Woi Wurrung and the broader Aboriginal and Torres Strait Islander community, brokering relationships and embedding Aboriginal community concerns in Council policy. The partnerships team implements and oversees the development of plans and ensures that Council supports, respects and maintains ongoing conversations with the Aboriginal community.</p> <p>Key services:</p> <ul style="list-style-type: none"> <li>•Development and implementation of the Yana Ngargna Plan</li> <li>•Administration of Yana Ngargna Advisory Group and other networks</li> <li>•Facilitation of internal RAP Working Group</li> <li>•Promotion and celebration of Aboriginal culture</li> </ul>				
		<i>Inc</i>	15	-	-
		<i>Exp</i>	268	294	301
		<b>Surplus/ (deficit)</b>	<b>(253)</b>	<b>(294)</b>	<b>(301)</b>
Aged and Disability Services	<p>Aged and Disability Services provides a range of services to assist older adults and people with disabilities to live independently in their homes. The services include home care, personal care, home maintenance, meals and social support to older people, younger people with disability and their carers. The Branch carries out community development and strategic planning roles to support the inclusion of older adults and people with disability in community life.</p> <p>Key Services:</p> <ul style="list-style-type: none"> <li>• Delivering community care services</li> <li>• Community Development</li> <li>• Support for Older Persons Groups</li> <li>• Strategy planning and development for Disability, Access &amp; Inclusion and Active Ageing</li> <li>• Community Transport</li> <li>• Contract Management</li> </ul>				
		<i>Inc</i>	3,879	4,174	4,054
		<i>Exp</i>	5,619	6,005	6,296
		<b>Surplus/ (deficit)</b>	<b>(1,740)</b>	<b>(1,830)</b>	<b>(2,241)</b>
Community Development	<p>Community Development strengthens civic participation, champions social inclusion and cohesion and supports community groups and organisations through programs including the Community Grants Program, Neighbourhood Houses Partnership Strategy and MOU, Social Justice Charter, Homelessness &amp; Rough Sleeping Engagement, Volunteering Strategy, Multicultural Partnerships Plan and Community Strengthening Policy Framework. Key Services:</p> <ul style="list-style-type: none"> <li>• Community capacity building initiatives (community events, training and education)</li> <li>• Supporting multicultural community networks (Multicultural Advisory Group, Yarra Settlement Forum Yarra and Interfaith Network)</li> <li>• Manage relationships and funding agreements with Neighbourhood Houses and community centres</li> <li>• Grant making (applications, assessment, recommendation, awarding, monitoring and return measurement)</li> <li>• Engagement with rough sleepers and service coordination</li> </ul>				
		<i>Inc</i>	50	60	-
		<i>Exp</i>	4,280	3,581	3,425
		<b>Surplus/ (deficit)</b>	<b>(4,230)</b>	<b>(3,521)</b>	<b>(3,425)</b>

Service area	Description of services provided	2020/21	2021/22	2022/23	
		Actual \$'000	Forecast \$'000	Budget \$'000	
Compliance Services	Compliance Services is responsible for a range of statutory enforcement services to maximise the health, safety and harmony of the City. Key services: • Animal Management • Local Laws Enforcement • School Crossing Management • Temporary Liquor Licensing referrals • Local Law permits • Litter Enforcement • Construction Enforcement • Planning Enforcement • Health Protection • Gleadell Street Market	<i>Inc</i>	3,223	4,233	4,578
		<i>Exp</i>	7,229	6,452	6,553
		<b>Surplus/ (deficit)</b>	<b>(4,007)</b>	<b>(2,219)</b>	<b>(1,975)</b>
		<hr/>			
		Family, Youth and Children's Services	Family, Youth and Children's Services provides a diverse range of contemporary, affordable, responsive and accessible quality frontline services to children, young people and families aged 0-25 years and is also responsible for municipal wide planning for children and young people. Key services: • Education and Care / Children's Services • Maternal & Child Health • Family Support and Programs • Youth & Middle Years support programs • Service Planning and Development • Connie Benn Community Hub	<i>Inc</i>	11,382
<i>Exp</i>	17,422			18,333	20,440
<b>Surplus/ (deficit)</b>	<b>(6,039)</b>			<b>(6,814)</b>	<b>(7,339)</b>
<hr/>					
Library Services	Yarra Libraries provides a place for all people to connect with others, discover new things and find inspiration, both within the library walls and beyond. Key Services: • Free core public library services • Authoritative, accessible information services • Collections and services to support individual and collective quality of life • Development and delivery of activities and events to support reader development and social inclusion • Quality service which we develop and evaluate to pursue excellence • Places and spaces for the community to come together – both real and virtual.			<i>Inc</i>	709
		<i>Exp</i>	5,909	6,461	6,389
		<b>Surplus/ (deficit)</b>	<b>(5,200)</b>	<b>(5,505)</b>	<b>(5,626)</b>
		<hr/>			
		Recreation and Leisure Services	Recreation and Leisure Services operates three major leisure and aquatic facilities, a public golf course and a community gymnasium and provides a range of high quality facilities and programs that encourage participation from a broad cross section of the community. The branch is also responsible for developing and maintaining multiple sporting facilities, grounds and pavilions. Key Services: • Collingwood Leisure Centre • Richmond Recreation Centre • Fitzroy Swimming Pool • Collingwood Estate Gym • Burnley Golf Course • Recreation planning, club development and sports field allocation	<i>Inc</i>	4,215
<i>Exp</i>	12,130			12,187	13,319
<b>Surplus/ (deficit)</b>	<b>(7,914)</b>			<b>(5,328)</b>	<b>(1,454)</b>

Service area	Description of services provided	2020/21	2021/22	2022/23
		Actual \$'000	Forecast \$'000	Budget \$'000
Social Strategy	Social Strategy has responsibility for developing and implementing strategies on affordable housing and homelessness, alcohol and other drugs, gambling, community safety and population health and wellbeing. Key services: <ul style="list-style-type: none"> <li>• Social policy advice</li> <li>• Strategic advocacy</li> <li>• Stakeholder management (government and commissioned agencies in justice, planning, health and human services, et.al)</li> <li>• Qualitative and quantitative survey research</li> <li>• Demography and population forecasts, social and health statistics</li> <li>• Geospatial analysis</li> <li>• Literature reviews</li> </ul>			
		<i>Inc</i> 69	40	-
		<i>Exp</i> 476	744	866
		<b>Surplus/ (deficit)</b>	<b>(407)</b>	<b>(866)</b>

### Major Initiatives

#### 1) Collingwood College Early Childhood Centre (\$3.2M)

Funded primarily by the State Government Building Blocks Program, in partnership with Collingwood College, Council will deliver a refurbished building and outdoor area for the purpose of Council operating 3 and 4 year old funded kindergarten, playgroups and occasional care.

#### 2) Community Grants (\$2.4M)

Council distributes more than \$2M to strengthen our community and promote health and wellbeing. The grant program ranges across several areas including community development, arts and culture, environment, sport and recreation, youth and families.

### Other Initiatives

#### 3) CALD digital learning program (\$82K)

Council is engaging officers with community language skills, particularly Cantonese, Mandarin, Vietnamese and Somali, to support our ongoing community and digital learning programs including foundational digital literacy, job/employment and life skills.

### Service Performance Outcome Indicators

Service	Indicator	2020/21	2021/22	2022/23
		Actual	Forecast	Budget
Animal Management*	Health and safety	100%	100%	100%
Aquatic Facilities*	Utilisation	3.57	3.57	3.57
Food Safety*	Health and safety	99.54%	99.54%	99.54%
Libraries	Participation	15.10%	15.10%	15.10%
Maternal and Child Health*	Participation	84.63%	84.63%	84.63%
Maternal and Child Health*	Participation in the MCH service by Aboriginal children.	97.34%	97.34%	97.34%

\* refer to table at end of section 2.6 for information on the calculation of Service Performance Outcome Indicators

## 2.3 Strategic Objective 3

### Local economy

Yarra's neighbourhoods and major activity centres, nightlife and employment precincts are thriving, accessible and connected. They support and inspire diverse creative communities, cultural activities, businesses, and local employment.

#### Services

Service area	Description of services provided	2020/21	2021/22	2022/23	
		Actual	Forecast	Budget	
		\$'000	\$'000	\$'000	
Arts, Culture and Venues	Arts, Culture and Venues facilitates creative, vibrant and connected communities through place making, community building, capacity building and direct service delivery. Key services: • Venues bookings • Service delivery for the operation of three civic buildings and community spaces • Events permits • Parks and open spaces bookings • Arts development • Community arts • Festivals and events • Art and heritage collections • Room to Create (creative spaces support) program • Civic halls and events management	<i>Inc</i> <i>Exp</i> <b>Surplus/ (deficit)</b>	162 3,781 <b>(3,619)</b>	309 4,045 <b>(3,736)</b>	522 4,349 <b>(3,827)</b>
Economic Development	Economic Development develops programs to support Yarra's economy and promote local businesses and key retail precincts. Key Services: • Providing advice, support and services to local businesses • Undertaking tourism and marketing programs	<i>Inc</i> <i>Exp</i> <b>Surplus/ (deficit)</b>	717 1,970 <b>(1,253)</b>	2,778 3,180 <b>(402)</b>	- 804 <b>(804)</b>

#### Major Initiatives

##### 1) Arts and Cultural Grants (\$675K)

As part of Council's \$2.4M grants program, \$675K is allocated to projects that support and celebrate arts and culture in Yarra.

#### Service Performance Outcome Indicators

\* refer to table at end of section 2.6 for information on the calculation of Service Performance Outcome Indicators

## 2.4 Strategic Objective 4

### Place and nature

Yarra's public places, streets and green open spaces bring our community together. They are planned to manage growth, protect our unique character and focus on people and nature.

#### Services

Service area	Description of services provided	2020/21	2021/22	2022/23	
		Actual	Forecast	Budget	
		\$'000	\$'000	\$'000	
Building Services	Building Services ensures the safety of the public in the built environment, maintains building permit documentation and fulfils Councils statutory functions under the Building Act. Key services: • Statutory Compliance for buildings and structures • Building Customer Service	<i>Inc</i> <i>Exp</i> <b>Surplus/ (deficit)</b>	654 1,628 <b>(974)</b>	636 1,932 <b>(1,296)</b>	697 2,283 <b>(1,586)</b>



Service area	Description of services provided	2020/21	2021/22	2022/23	
		Actual \$'000	Forecast \$'000	Budget \$'000	
City Strategy	City Strategy plans for Yarra's future growth, sustainability and liveability, guides the design of key public spaces and increases and improves Yarra's open space network. Key Services: • Strategic Planning • Urban Design and Place Making • Open Space Planning and Design	<i>Inc</i>	64	-	-
		<i>Exp</i>	3,699	4,747	4,800
		<b>Surplus/ (deficit)</b>	<b>(3,635)</b>	<b>(4,747)</b>	<b>(4,800)</b>
Heritage Services	Heritage Services covers all aspects of cultural heritage and heritage places and includes sites, buildings (including interiors), landscapes, streets, laneways, objects, collections, documents and records of the City. Key services: • Providing strategic advice to Council • Managing the Heritage Restoration Fund • Heritage Strategy development and implementation • Coordination of the Heritage Advisory Committee	<i>Inc</i>	-	-	-
		<i>Exp</i>	199	401	434
		<b>Surplus/ (deficit)</b>	<b>(199)</b>	<b>(401)</b>	<b>(434)</b>
Open Space Management	City Works oversees the delivery of all street cleaning, open space maintenance and urban agriculture. Key Services: • Street cleaning • Open space maintenance • Services improvement	<i>Inc</i>	276	136	138
		<i>Exp</i>	8,105	8,015	9,090
		<b>Surplus/ (deficit)</b>	<b>(7,829)</b>	<b>(7,879)</b>	<b>(8,953)</b>
Statutory Planning	Statutory Planning makes balanced and reasonable decisions about the use and development of land which give effect to state and local planning policies and manages change to respect the liveability of the city. These decisions are to be based on clear procedures, appropriate public participation and coordination with other Branches of Council and the policies and controls outlined with the Yarra Planning Scheme. Key Services: • Planning Applications • VCAT and Panel Hearings • Advice on planning and specialist heritage and environmental sustainability issues • Subdivision compliance	<i>Inc</i>	7,026	9,208	8,070
		<i>Exp</i>	6,963	8,609	6,569
		<b>Surplus/ (deficit)</b>	<b>63</b>	<b>598</b>	<b>1,501</b>

### Major Initiatives

#### 1) Yambla Pavilion and public toilets (\$1.1M)

Part funded by the State Government World Game Facilities Fund, Council is renewing Yambla Street Pavilion and public toilets in Quarries Park.

#### 2) Brunswick Street Oval Precinct Redevelopment (\$930K)

Primarily funded by the State Government through Sport & Recreation Victoria, Council will continue work on the redevelopment of Brunswick Street Oval sporting and community facilities. The redevelopment includes upgraded facilities to enable better participation of women and girls, fit-for-purpose meeting rooms for community use, more public toilets and improved access and safety.

### Other Initiatives

#### 3) New pocket park – Charlotte Street, Richmond (\$180K)

Council will commence design and documentation for a new pocket park in Charlotte Street in response to the identified gap in open space provision in this precinct of Richmond and opportunity identified in the Swan Street Masterplan.

#### 4) Inner Circle Linear Parklands Masterplan (\$200K)

The Inner Circle Linear Parklands Masterplan will set the strategic direction for the Inner Circle Linear Parklands and guide its future maintenance, development, and improvement over the next ten years.

**5) Tree planting and measure tree canopy (\$153K)**

Council will continue to accelerate its tree planting program and also undertake a 5 year review to measure the canopy cover of Yarra's trees and vegetation using infrared imagery consistent with the Urban Forest Strategy actions.

**6) Nature Strategy implementation (\$155K)**

Council is allocating funding to continue the implementation of the Year 2 Nature Strategy Action Plan including establishing monitoring locations targeting higher quality habitat and also low-quality areas for key indicator fauna groups, collaborate with the Wurundjeri Woi Wurrung Council Narrap Team to consider alternative indicators of ecosystem health, design and deliver a monitoring program that measures diversity in fauna focussing on key indicator fauna groups and invest in a project that focuses on the long-term sustainability of locally rare flora and fauna.

**7) Integrated Water Management Plan implementation (\$175K)**

Council is allocating funding to continue the implementation of the Integrated Water Management Plan including ongoing community engagement programs relating to integrated water management, implementing priority actions from the Stormwater Management Framework Review and priority Water Sensitive Urban Design maintenance.

**Service Performance Outcome Indicators**

Service	Indicator	2020/21	2021/22	2022/23
		Actual	Forecast	Budget
Statutory Planning*	Decision making	58.67%	58.67%	58.67%

\* refer to table at end of section 2.6 for information on the calculation of Service Performance Outcome Indicators

**2.5 Strategic Objective 5**

**Transport and movement**

Yarra's transport network is sustainable and recognises that streets are important shared public spaces. Transport and movement is accessible, safe and well connected.

**Services**

Service area	Description of services provided	2020/21	2021/22	2022/23		
		Actual \$'000	Forecast \$'000	Budget \$'000		
Infrastructure, Traffic and Civil Engineering	Infrastructure, Traffic and Civil Engineering provides technical assessment, planning, community consultation, design and project management of all road infrastructure and development works throughout the municipality. Key Services: • Road Services • Development and Civil Engineering • Capital project delivery • Drainage and Stormwater • Traffic (including LAPMS) • Construction Management	<i>Inc</i>	7,604	7,954	7,737	
		<i>Exp</i>	7,446	7,074	6,940	
		<b>Surplus/ (deficit)</b>	<b>158</b>	<b>880</b>	<b>797</b>	
		<hr/>				
Parking Services	Parking Services is responsible for a range of statutory enforcement services to maximise the safety, compliance and harmony of the City and for the management of limited parking resources. Key Services: • Parking Enforcement Program • Processing Parking Infringements • Parking Permit Scheme • Prosecutions	<i>Inc</i>	19,260	23,205	35,788	
		<i>Exp</i>	12,756	13,184	14,924	
		<b>Surplus/ (deficit)</b>	<b>6,504</b>	<b>10,021</b>	<b>20,864</b>	
		<hr/>				
Strategic Transport	Strategic Transport focuses on advocacy and policy and delivers cycling infrastructure projects. Key Services: • Advocating for improved public transport services • Improving bicycle infrastructure • Developing initiatives to increase number of cyclists • Delivering road safety projects for cyclists and pedestrians	<i>Inc</i>	-	6	41	15
		<i>Exp</i>	673	759	799	
		<b>Surplus/ (deficit)</b>	<b>(679)</b>	<b>(718)</b>	<b>(784)</b>	
		<hr/>				

**Major Initiatives**

**1) Transport Action Plan implementation (\$1.2M)**

Council is allocating funding to commence implementation of the Transport Action Plan that will deliver a range of bicycle projects and network improvements.

**2) LAPM Program (\$1.1M)**

Council is delivering traffic calming and placemaking measures to improve safety and encourage walking and cycling in North Carlton, North Fitzroy, Clifton Hill, Abbotsford and Richmond.

## Other Initiatives

### 3) New and upgraded pedestrian provisions (\$150K)

Various new and upgraded pedestrian crossings and infrastructure will be delivered.

### 4) Road safety spot treatments (\$380K)

Road safety spot treatments, including to support a new pocket park in Otter Street, Collingwood, will be delivered.

## Service Performance Outcome Indicators

Service	Indicator	2020/21 Actual	2021/22 Forecast	2022/23 Budget
Roads*	Satisfaction	73	73	73

\* refer to table at end of section 2.6 for information on the calculation of Service Performance Outcome Indicators

## 2.6 Strategic Objective 6

### Democracy and governance

Yarra is smart, innovative and sustainable. Our decisions and advocacy are built on evidence and meaningful engagement. Good governance is at the heart of our processes and decision-making.

### Services

Service area	Description of services provided	2020/21 Actual \$'000	2021/22 Forecast \$'000	2022/23 Budget \$'000
Advocacy and Engagement	<p>Advocacy and Engagement provides an end-to-end communications function (internal, external, media, brand, digital channels, civic events, brand management, marketing, graphic design, speeches, consultation).</p> <p>Key Services:</p> <ul style="list-style-type: none"> <li>• Communications and engagement</li> <li>• Digital communications and marketing</li> <li>• Strategic advocacy</li> </ul>			
		<i>Inc</i>	-	-
		<i>Exp</i>	2,429	2,900
		<b>Surplus/ (deficit)</b>	<b>(2,429)</b>	<b>(2,900)</b>
Building and Asset Management	<p>Building and Asset Management is responsible for Council's building assets as well as coordinating asset management and capital works planning and reporting activities across all of Council's asset classes.</p> <p>Key Services:</p> <ul style="list-style-type: none"> <li>• Strategic Asset Management</li> <li>• Capital Works planning, development, delivery, monitoring and reporting</li> <li>• Building Services and Facilities Maintenance</li> <li>• Building Projects delivery</li> <li>• Development Contribution Plan administration</li> </ul>			
		<i>Inc</i>	46	160
		<i>Exp</i>	7,944	7,483
		<b>Surplus/ (deficit)</b>	<b>(7,898)</b>	<b>(7,323)</b>
CEO Office	<p>The CEO Office includes the Governance and Support Office, Office of Mayor and Councillors and the Property Management Unit. It is responsible for a range of professional services to internal and external clients, with an emphasis on governance related issues including compliance, regulation, transparency probity and Internal Audit. It is also responsible for managing Councils property portfolio including leases, licences and management agreements.</p> <p>Internal Audit ensures the organisation has policies and procedures in place to manage its risks and engender confidence in our corporate governance. It is responsible for oversight of the organisation's Internal Audit Program and provides the Secretariat function for Council's Audit Committee.</p> <p>Key Services:</p> <ul style="list-style-type: none"> <li>• Council agendas and minutes</li> <li>• Freedom of Information</li> <li>• Internal ombudsman</li> <li>• Mayor and Councillors Office</li> <li>• Place naming</li> <li>• Property Management</li> <li>• Public Registers</li> <li>• Management of Legal Services</li> <li>• Audit Committee</li> <li>• Internal Audit program</li> </ul>			
		<i>Inc</i>	1,635	1,565
		<i>Exp</i>	7,170	7,238
		<b>Surplus/ (deficit)</b>	<b>(5,535)</b>	<b>(5,673)</b>
				<b>(6,197)</b>

Service area	Description of services provided	2020/21	2021/22	2022/23	
		Actual \$'000	Forecast \$'000	Budget \$'000	
Corporate Planning and Performance	The Corporate Planning and Performance Branch's purpose is to provide leadership and resources to support and enable the organisation to achieve Council's service delivery objectives, legislative requirements and strategic objectives. A key purpose of the Branch is to support Councillors and the community to develop their long and medium term strategic direction, through the Community Vision and Council Plan, and achieve their stated goals and outcomes. Key Services: • Corporate planning and reporting • Community Vision and Council Plan development • Project Management Office • Community Infrastructure Planning • Business Improvement • Council Plan development, monitoring and implementation	<i>Inc</i>	-	-	-
		<i>Exp</i>	1,360	1,408	1,146
		<b><i>Surplus/ (deficit)</i></b>	<b>(1,360)</b>	<b>(1,408)</b>	<b>(1,146)</b>
Customer Service	The Customer Service Branch is responsible for engaging and assisting customers/community with information, issues and business transactions across all corporate channels. Key Services: • Customer Service • Customer Relationship Management system and Customer Experience Strategy • Records management	<i>Inc</i>	-	-	-
		<i>Exp</i>	3,157	3,456	3,464
		<b><i>Surplus/ (deficit)</i></b>	<b>(3,157)</b>	<b>(3,456)</b>	<b>(3,464)</b>
Finance	The Finance Branch provides high quality financial services across Council, ensuring that robust systems and processes are in place to safeguard the integrity of Council's assets and to ensure the long-term financial sustainability of Council. Key Services: • Management Accounting • Revenue Management • Rates and Valuation Services • Financial Accounting • Financial Audit • Contracts and Procurement	<i>Inc</i>	5,088	4,349	2,541
		<i>Exp</i>	4,170	4,468	4,623
		<b><i>Surplus/ (deficit)</i></b>	<b>918</b>	<b>(118)</b>	<b>(2,082)</b>
Human Resources Services and Support	HR Services and Support manages the employee lifecycle (this includes, on boarding and off boarding) and administering employee benefits whilst enabling the organisation to get the most out of their employees and enhance the overall employee experience. Key Services: • HR Business Partnering • Industrial Relations • Payroll	<i>Inc</i>	2,738	264	-
		<i>Exp</i>	4,206	2,889	2,046
		<b><i>Surplus/ (deficit)</i></b>	<b>(1,468)</b>	<b>(2,625)</b>	<b>(2,046)</b>
Information and Communication Technology	Information and Communication Technology facilitates the acquisition, maintenance, retirement and usage of all information systems maintained or used by the operations and staff of the City of Yarra including fixed and mobile hardware, installed and cloud sourced software and telecommunications equipment. Key Services: • Business Analysis • Support of business applications and process improvements • Administration and maintenance of the IS Infrastructure • GIS Administration	<i>Inc</i>	-	-	-
		<i>Exp</i>	8,630	10,671	13,376
		<b><i>Surplus/ (deficit)</i></b>	<b>(8,630)</b>	<b>(10,671)</b>	<b>(13,376)</b>

Service area	Description of services provided	2020/21	2021/22	2022/23	
		Actual \$'000	Forecast \$'000	Budget \$'000	
Organisational Culture, Capability and Diversity	The Organisational Culture, Capability and Diversity Team works with leadership, individuals, teams and across the whole of Yarra to ensure that Yarra offers a safe, vibrant and inclusive culture where everyone can make a positive difference in our community. Key Services: • Diversity & Inclusion • Safeguarding Children & Young People • Culture & Organisational Development • Leadership, Learning & Development	<i>Inc</i>	12	-	-
		<i>Exp</i>	1,457	1,415	1,546
		<b>Surplus/ (deficit)</b>	<b>(1,445)</b>	<b>(1,415)</b>	<b>(1,546)</b>
Risk and Safety	The Risk and Safety team provides both strategic and operational guidance, advice and resources to support and enable the organisation in minimising risk and safety exposure in Council's service delivery objectives, legislative requirements and strategic objectives. Key Services: • Risk Management • Occupational Health and Safety • Emergency Management	<i>Inc</i>	-	-	-
		<i>Exp</i>	2,693	3,438	4,000
		<b>Surplus/ (deficit)</b>	<b>(2,693)</b>	<b>(3,438)</b>	<b>(4,000)</b>

## Major Initiatives

### 1) Website Redevelopment Project (\$566K)

Council's website will be redeveloped to provide an excellent user experience, support the community to intuitively access information, easily complete transactions and genuinely engage with Council.

## Service Performance Outcome Indicators

Service	Indicator	2020/21	2021/22	2022/23
		Actual	Forecast	Budget
Governance*	Satisfaction	66	66	66

\* refer to table at end of section 2.6 for information on the calculation of Service Performance Outcome Indicators

## Service Performance Outcome Indicators

Service	Indicator	Performance Measure	Computation
Governance	Satisfaction	Satisfaction with Council decisions. (Community satisfaction rating out of 100 with how Council has performed in making decisions in the best interests of the community)	Community satisfaction rating out of 100 with the performance of Council in making decisions in the best interests of the community
Statutory planning	Decision making	Council planning decisions upheld at VCAT. (Percentage of planning application decisions subject to review by VCAT and that were not set aside)	[Number of VCAT decisions that did not set aside Council's decision in relation to a planning application / Number of VCAT decisions in relation to planning applications] x100
Roads	Satisfaction	Satisfaction with sealed local roads. (Community satisfaction rating out of 100 with how Council has performed on the condition of sealed local roads)	Community satisfaction rating out of 100 with how Council has performed on the condition of sealed local roads.

Service	Indicator	Performance Measure	Computation
Libraries	Participation	Active library borrowers. (Percentage of the population that are active library borrowers)	[The sum of the number of active library borrowers in the last 3 financial years / The sum of the population in the last 3 financial years] x100
Waste collection	Waste diversion	Kerbside collection waste diverted from landfill. (Percentage of recyclables and green organics collected from kerbside bins that is diverted from landfill)	[Weight of recyclables and green organics collected from kerbside bins / Weight of garbage, recyclables and green organics collected from kerbside bins] x100
Aquatic Facilities	Utilisation	Utilisation of aquatic facilities. (Number of visits to aquatic facilities per head of population)	Number of visits to aquatic facilities / Population
Animal Management	Health and safety	Animal management prosecutions. (Percentage of animal management prosecutions which are successful)	Number of successful animal management prosecutions / Total number of animal management prosecutions
Food safety	Health and safety	Critical and major non-compliance outcome notifications. (Percentage of critical and major non-compliance outcome notifications that are followed up by Council)	[Number of critical non-compliance outcome notifications and major non-compliance outcome notifications about a food premises followed up / Number of critical non-compliance outcome notifications and major non-compliance outcome notifications about food premises] x100
Maternal and Child Health	Participation	Participation in the MCH service. (Percentage of children enrolled who participate in the MCH service)	[Number of children who attend the MCH service at least once (in the financial year) / Number of children enrolled in the MCH service] x100
		Participation in the MCH service by Aboriginal children. (Percentage of Aboriginal children enrolled who participate in the MCH service)	[Number of Aboriginal children who attend the MCH service at least once (in the financial year) / Number of Aboriginal children enrolled in the MCH service] x100

## 2.7 Reconciliation with budgeted operating result

	Surplus/ (Deficit)	Expenditure	Revenue
	\$'000	\$'000	\$'000
Climate and environment	(29,902)	30,072	170
Social equity and health	(23,227)	57,588	34,361
Local economy	(4,631)	5,153	522
Place and nature	(14,271)	23,175	8,905
Transport and movement	20,877	22,663	43,540
Democracy and governance	(42,467)	48,033	5,565
<b>Total</b>	<b>(93,621)</b>	<b>186,684</b>	<b>93,063</b>
<b>Expenses added in:</b>			
Depreciation	(24,837)		
Amortisation - right of use assets	(1,163)		
Finance costs - Borrowings	(1,050)		
Finance costs - Leases	(58)		
Other Expenses	(4,920)		
<b>Surplus/(Deficit) before funding sources</b>	<b>(125,649)</b>		
<b>Funding sources added in:</b>			
Rates and charges revenue	125,163		
Capital Grants	11,825		
Other Income	872		
<b>Total funding sources</b>	<b>137,860</b>		
<b>Operating surplus/(deficit) for the year</b>	<b>12,210</b>		

### 3. Financial Statements

This section presents information in regard to the Financial Statements and Statement of Human Resources. The budget information for the year 2022/23 has been supplemented with projections to 2025/26.

This section includes the following financial statements prepared in accordance with the *Local Government Act 2020* and the *Local Government (Planning and Reporting) Regulations 2020*.

Comprehensive Income Statement

Balance Sheet

Statement of Changes in Equity

Statement of Cash Flows

Statement of Capital Works

Statement of Human Resources



## Comprehensive Income Statement

For the four years ending 30 June 2026

		Forecast Actual 2021/22 \$'000	Budget 2022/23 \$'000	2023/24 \$'000	Projections 2024/25 \$'000	2025/26 \$'000
	NOTES					
<b>Income</b>						
Rates and charges	4.1.1	120,750	<b>125,163</b>	128,845	132,591	136,103
Statutory fees and fines	4.1.2	23,171	<b>35,754</b>	36,379	37,016	37,664
User fees	4.1.3	26,556	<b>33,174</b>	35,355	37,546	38,203
Grants - operating	4.1.4	21,569	<b>16,234</b>	16,518	16,807	17,102
Grants - capital	4.1.4	4,550	<b>11,825</b>	7,395	3,881	3,000
Contributions - monetary	4.1.5	5,660	<b>6,934</b>	8,900	8,900	8,900
Net gain/(loss) on disposal of property, infrastructure, plant and equipment		650	<b>80</b>	50	50	50
Other income	4.1.6	2,100	<b>1,758</b>	1,758	1,758	1,758
<b>Total income</b>		<b>205,005</b>	<b>230,922</b>	<b>235,201</b>	<b>238,549</b>	<b>242,778</b>
<b>Expenses</b>						
Employee costs	4.1.7	96,236	<b>103,092</b>	106,047	107,637	109,804
Materials and services	4.1.8	78,326	<b>82,691</b>	85,308	83,227	82,495
Depreciation	4.1.9	24,550	<b>24,837</b>	25,337	25,837	26,337
Amortisation - right of use assets	4.1.11	1,275	<b>1,163</b>	217	46	46
Bad and doubtful debts		4,213	<b>5,075</b>	5,000	5,000	5,000
Borrowing costs		1,200	<b>1,050</b>	1,696	1,495	1,288
Finance costs - leases		126	<b>58</b>	11	5	3
Other expenses	4.1.12	685	<b>746</b>	759	772	786
<b>Total expenses</b>		<b>206,612</b>	<b>218,712</b>	<b>224,376</b>	<b>224,020</b>	<b>225,759</b>
<b>Surplus/(deficit) for the year</b>		<b>(1,607)</b>	<b>12,210</b>	<b>10,825</b>	<b>14,529</b>	<b>17,020</b>
<b>Other comprehensive income</b>						
<b>Items that will not be reclassified to surplus or deficit in future periods</b>						
Net asset revaluation increment /(decrement)		82,087	-	86,025	-	90,928
<b>Total other comprehensive income</b>		<b>82,087</b>	<b>-</b>	<b>86,025</b>	<b>-</b>	<b>90,928</b>
<b>Total comprehensive result</b>		<b>80,480</b>	<b>12,210</b>	<b>96,849</b>	<b>14,529</b>	<b>107,948</b>

## Balance Sheet

For the four years ending 30 June 2026

	NOTES	Forecast	Budget	Projections		
		Actual 2021/22 \$'000	2022/23 \$'000	2023/24 \$'000	2024/25 \$'000	2025/26 \$'000
<b>Assets</b>						
<b>Current assets</b>						
Cash and cash equivalents		71,470	73,385	60,763	52,087	45,682
Trade and other receivables		18,295	15,047	11,973	12,001	12,128
Inventories		95	95	95	95	95
Other assets		1,402	1,402	1,402	1,402	1,402
<b>Total current assets</b>	4.2.1	91,262	89,929	74,233	65,585	59,307
<b>Non-current assets</b>						
Trade and other receivables		5	5	5	5	5
Property, infrastructure, plant & equipment		2,121,853	2,150,614	2,256,686	2,273,202	2,380,557
Right-of-use assets	4.2.4	1,294	324	107	61	15
<b>Total non-current assets</b>	4.2.1	2,123,152	2,150,942	2,256,798	2,273,268	2,380,577
<b>Total assets</b>		2,214,414	2,240,871	2,331,032	2,338,853	2,439,884
<b>Liabilities</b>						
<b>Current liabilities</b>						
Trade and other payables		15,737	15,737	15,737	15,737	15,737
Trust funds and deposits		12,432	12,432	12,432	12,432	12,432
Unearned income/revenue		5,125	5,125	5,125	5,125	5,125
Provisions		18,139	18,139	18,139	18,139	18,139
Interest-bearing liabilities	4.2.3	4,271	6,060	6,261	6,468	6,683
Lease liabilities	4.2.4	1,241	229	46	49	17
<b>Total current liabilities</b>	4.2.2	56,944	57,722	57,740	57,950	58,133
<b>Non-current liabilities</b>						
Provisions		3,667	3,267	2,867	2,467	2,067
Interest-bearing liabilities	4.2.3	34,900	48,834	42,573	36,105	29,422
Lease liabilities	4.2.4	176	112	66	17	-
<b>Total non-current liabilities</b>	4.2.2	38,743	52,213	45,506	38,589	31,489
<b>Total liabilities</b>		95,688	109,935	103,246	96,538	89,622
<b>Net assets</b>		2,118,726	2,130,937	2,227,786	2,242,315	2,350,263
<b>Equity</b>						
Accumulated surplus		650,372	659,852	669,582	682,711	698,781
Reserves		1,468,354	1,471,084	1,558,204	1,559,604	1,651,482
<b>Total equity</b>		2,118,726	2,130,937	2,227,786	2,242,315	2,350,263

## Statement of Changes in Equity

For the four years ending 30 June 2026

	NOTES	Total \$'000	Accumulated Surplus \$'000	Revaluation Reserve \$'000	Other Reserves \$'000
<b>2022 Forecast Actual</b>					
Balance at beginning of the financial year		2,038,246	656,661	1,362,635	18,950
Surplus/(deficit) for the year		(1,607)	(1,607)	-	-
Net asset revaluation increment/(decrement)		82,087	-	82,087	-
Transfers to other reserves		-	(5,000)	-	5,000
Transfers from other reserves		-	318	-	(318)
<b>Balance at end of the financial year</b>		<b>2,118,726</b>	<b>650,372</b>	<b>1,444,722</b>	<b>23,632</b>
<b>2023 Budget</b>					
Balance at beginning of the financial year		2,118,726	650,372	1,444,722	23,632
Surplus/(deficit) for the year		12,210	12,210	-	-
Net asset revaluation increment/(decrement)		-	-	-	-
Transfers to other reserves	4.3.1	-	(5,000)	-	5,000
Transfers from other reserves	4.3.1	-	2,270	-	(2,270)
<b>Balance at end of the financial year</b>	4.3.2	<b>2,130,937</b>	<b>659,852</b>	<b>1,444,722</b>	<b>26,362</b>
<b>2024</b>					
Balance at beginning of the financial year		2,130,937	659,852	1,444,722	26,362
Surplus/(deficit) for the year		10,825	10,825	-	-
Net asset revaluation increment/(decrement)		86,025	-	86,025	-
Transfers to other reserves		-	(7,000)	-	7,000
Transfers from other reserves		-	5,905	-	(5,905)
<b>Balance at end of the financial year</b>		<b>2,227,786</b>	<b>669,582</b>	<b>1,530,747</b>	<b>27,457</b>
<b>2025</b>					
Balance at beginning of the financial year		2,227,786	669,582	1,530,747	27,457
Surplus/(deficit) for the year		14,529	14,529	-	-
Net asset revaluation increment/(decrement)		-	-	-	-
Transfers to other reserves		-	(7,000)	-	7,000
Transfers from other reserves		-	5,600	-	(5,600)
<b>Balance at end of the financial year</b>		<b>2,242,315</b>	<b>682,711</b>	<b>1,530,747</b>	<b>28,857</b>
<b>2026</b>					
Balance at beginning of the financial year		2,242,315	682,711	1,530,747	28,857
Surplus/(deficit) for the year		17,020	17,020	-	-
Net asset revaluation increment/(decrement)		90,928	-	90,928	-
Transfers to other reserves		-	(7,000)	-	7,000
Transfers from other reserves		-	6,050	-	(6,050)
<b>Balance at end of the financial year</b>		<b>2,350,263</b>	<b>698,781</b>	<b>1,621,675</b>	<b>29,807</b>

## Statement of Cash Flows

For the four years ending 30 June 2026

Notes	Forecast	Budget	Projections		
	Actual				
	2021/22	2022/23	2023/24	2024/25	2025-26
	\$'000	\$'000	\$'000	\$'000	\$'000
	Inflows (Outflows)	Inflows (Outflows)	Inflows (Outflows)	Inflows (Outflows)	Inflows (Outflows)
<b>Cash flows from operating activities</b>					
Rates and charges	119,542	<b>126,912</b>	130,556	131,265	134,742
Statutory fees and fines	20,854	<b>32,178</b>	32,741	33,314	33,897
User fees	26,556	<b>33,174</b>	35,355	37,546	38,203
Grants - operating	21,569	<b>16,234</b>	16,518	16,807	17,102
Grants - capital	4,550	<b>11,825</b>	7,395	3,881	3,000
Contributions - monetary	5,660	<b>6,934</b>	8,900	8,900	8,900
Other receipts	2,100	<b>1,758</b>	1,758	1,758	1,758
Employee costs	(96,236)	<b>(103,092)</b>	(106,047)	(107,637)	(109,804)
Materials and services	(79,411)	<b>(83,837)</b>	(86,467)	(84,399)	(83,680)
Other payments	-	-	-	-	-
<b>Net cash provided by/(used in) operating activities</b> 4.4.1	25,183	<b>42,086</b>	40,709	41,436	44,117
<b>Cash flows from investing activities</b>					
Payments for property, infrastructure, plant and equipment	(39,145)	<b>(54,105)</b>	(45,886)	(42,853)	(43,264)
Proceeds from sale of property, infrastructure, plant and equipment	1,150	<b>580</b>	550	550	550
<b>Net cash provided by/ (used in) investing activities</b> 4.4.2	(37,995)	<b>(53,525)</b>	(45,336)	(42,303)	(42,714)
<b>Cash flows from financing activities</b>					
Finance costs	(1,200)	<b>(1,050)</b>	(1,696)	(1,495)	(1,288)
Proceeds from borrowings	32,500	<b>20,000</b>	-	-	-
Repayment of borrowings	(34,532)	<b>(4,271)</b>	(6,060)	(6,261)	(6,468)
Interest paid - lease liability	(126)	<b>(58)</b>	(11)	(5)	(3)
Repayment of lease liabilities	(1,290)	<b>(1,268)</b>	(229)	(46)	(49)
<b>Net cash provided by/(used in) financing activities</b> 4.4.3	(4,648)	<b>13,354</b>	(7,996)	(7,808)	(7,808)
Net increase/(decrease) in cash & cash equivalents	(17,460)	1,915	(12,622)	(8,676)	(6,405)
Cash and cash equivalents at the beginning of the financial year	88,930	<b>71,470</b>	73,385	60,763	52,087
<b>Cash and cash equivalents at the end of the financial year</b>	71,470	<b>73,385</b>	60,763	52,087	45,682

## Statement of Capital Works

For the four years ending 30 June 2026

	NOTES	Forecast	Budget	Projections		
		Actual 2021/22 \$'000	2022/23 \$'000	2023/24 \$'000	2024/25 \$'000	2025-26 \$'000
<b>Property</b>						
Buildings		14,704	14,479	17,832	20,460	17,595
<b>Total buildings</b>		14,704	14,479	17,832	20,460	17,595
<b>Total property</b>		14,704	14,479	17,832	20,460	17,595
<b>Plant and equipment</b>						
Plant, machinery and equipment		2,000	2,188	1,767	2,041	2,066
Fixtures, fittings and furniture		150	150	239	140	140
Computers and telecommunications		1,966	2,001	1,789	1,705	2,040
Library books		640	640	650	660	670
<b>Total plant and equipment</b>		4,756	4,979	4,445	4,546	4,916
<b>Infrastructure</b>						
Roads		6,114	7,060	5,200	5,410	6,328
Bridges		2	-	50	50	50
Footpaths and cycleways		2,968	2,381	1,875	1,371	2,196
Drainage		4,041	3,752	2,316	1,728	1,277
Waste management		75	100	80	85	85
Parks, open space and streetscapes		4,471	3,935	11,075	7,470	8,950
Off street car parks		-	-	58	60	60
Other infrastructure		2,014	2,174	2,955	1,674	1,806
<b>Total infrastructure</b>		19,685	19,401	23,609	17,848	20,752
<b>Total capital works expenditure</b>	4.5.1	39,146	38,859	45,886	42,853	43,264
<b>Represented by:</b>						
New asset expenditure		5,886	9,376	17,734	15,322	15,667
Asset renewal expenditure		29,024	26,572	22,906	18,787	25,664
Asset upgrade expenditure		4,236	2,912	5,246	8,744	1,932
<b>Total capital works expenditure</b>	4.5.1	39,146	38,859	45,886	42,853	43,264
<b>Funding sources represented by:</b>						
Grants		4,935	10,844	7,483	8,981	10,248
Contributions		1,057	2,700	6,445	6,145	6,595
Council cash		33,154	25,316	31,957	27,727	26,421
<b>Total capital works expenditure</b>	4.5.1	39,146	38,859	45,886	42,853	43,264

## Statement of Human Resources

For the four years ending 30 June 2026

	Forecast	Budget	Projections		
	Actual				
	2021/22	2022/23	2023/24	2024/25	2025-26
	\$'000	\$'000	\$'000	\$'000	\$'000
<b>Staff expenditure</b>					
Employee costs - operating	97,485	<b>104,340</b>	107,331	108,940	111,133
Employee costs - capital	(1,249)	<b>(1,248)</b>	(1,284)	(1,303)	(1,329)
<b>Total staff expenditure</b>	<b>96,236</b>	<b>103,092</b>	<b>106,047</b>	<b>107,637</b>	<b>109,804</b>
	FTE	FTE	FTE	FTE	FTE
<b>Staff numbers</b>					
Employees	906.0	<b>906.0</b>	906.0	906.0	906.0
Employee - capital	(9.9)	<b>(9.9)</b>	(9.9)	(9.9)	(9.9)
<b>Total staff numbers</b>	<b>896.1</b>	<b>896.1</b>	<b>896.1</b>	<b>896.1</b>	<b>896.1</b>

A summary of human resources expenditure categorised according to the organisational structure of Council is included below:

Department	Budget 2022/23 \$'000	Comprises			
		Permanent		Casual \$'000	Temporary \$'000
		Full Time \$'000	Part time \$'000		
CEO Division	<b>8,450</b>	7,365	823	158	105
Corporate, Business and Financial Services	<b>20,409</b>	17,566	1,908	564	371
Planning and Placemaking	<b>12,277</b>	11,370	720	107	80
Community Wellbeing	<b>30,316</b>	19,776	8,316	1,822	402
City Works and Assets	<b>26,686</b>	21,262	1,439	3,920	65
Total permanent staff expenditure	98,138	77,338	13,207	6,570	1,023
Other employee related expenditure	<b>(1,248)</b>				
Capitalised labour costs	<b>103,092</b>				
<b>Total expenditure</b>	<b>103,092</b>				

A summary of the number of full time equivalent (FTE) Council staff in relation to the above expenditure is included below:

Department	Budget 2022/23	Comprises			
		Permanent		Casual	Temporary
		Full Time	Part time		
CEO Division	<b>69.9</b>	55.0	7.3	6.6	1.0
Corporate, Business and Financial Services	<b>177.4</b>	150.7	23.1	0.6	3.0
Planning and Placemaking	<b>97.2</b>	89.0	6.6	0.6	1.0
Community Wellbeing	<b>305.8</b>	196.1	88.2	17.7	3.9
City Works and Assets	<b>255.7</b>	195.0	18.4	41.7	0.6
Capitalised labour	<b>(9.9)</b>				
<b>Total staff</b>	<b>896.1</b>	685.7	143.6	67.1	9.5

**Summary of Planned Human Resources Expenditure**  
**For the four years ended 30 June 2026**

	2022/23 \$'000	2023/24 \$'000	2024/25 \$'000	2025/26 \$'000
<b>CEO Division</b>				
Permanent - Full time	7,365	7,576	7,690	7,844
Women	5,789	5,955	6,045	6,166
Men	1,575	1,621	1,645	1,678
Persons of self-described gender	-	-	-	-
Permanent - Part time	823	846	859	876
Women	363	373	379	386
Men	460	473	480	490
Persons of self-described gender	-	-	-	-
<b>Total CEO Division</b>	<b>8,188</b>	<b>8,422</b>	<b>8,548</b>	<b>8,721</b>
<b>Corporate, Business and Financial Services</b>				
Permanent - Full time	17,566	18,069	18,340	18,709
Women	6,412	6,596	6,694	6,829
Men	11,154	11,474	11,646	11,880
Persons of self-described gender	-	-	-	-
Permanent - Part time	1,908	1,963	1,992	2,032
Women	1,199	1,233	1,252	1,277
Men	709	729	740	755
Persons of self-described gender	-	-	-	-
<b>Total Corporate, Business and Financial Services</b>	<b>19,474</b>	<b>20,032</b>	<b>20,332</b>	<b>20,742</b>
<b>Planning and Placemaking</b>				
Permanent - Full time	11,370	11,696	11,871	12,110
Women	6,274	6,454	6,551	6,683
Men	5,096	5,242	5,321	5,428
Persons of self-described gender	-	-	-	-
Permanent - Part time	720	741	752	767
Women	596	613	622	635
Men	124	128	130	132
Persons of self-described gender	-	-	-	-
<b>Total Planning and Placemaking</b>	<b>12,090</b>	<b>12,437</b>	<b>12,623</b>	<b>12,878</b>
<b>Community Wellbeing</b>				
Permanent - Full time	19,776	20,343	20,647	21,063
Women	15,092	15,524	15,757	16,074
Men	4,684	4,818	4,891	4,989
Persons of self-described gender	-	-	-	-
Permanent - Part time	8,316	8,555	8,683	8,858
Women	7,007	7,208	7,316	7,464
Men	1,309	1,347	1,367	1,394
Persons of self-described gender	-	-	-	-
<b>Total Community Wellbeing</b>	<b>28,092</b>	<b>28,897</b>	<b>29,330</b>	<b>29,921</b>
<b>City Works and Assets</b>				
Permanent - Full time	21,262	21,871	22,199	22,646
Women	6,387	6,570	6,668	6,803
Men	14,875	15,301	15,531	15,843
Persons of self-described gender	-	-	-	-
Permanent - Part time	1,439	1,481	1,503	1,533
Women	645	664	674	687
Men	794	817	829	846
Persons of self-described gender	-	-	-	-
<b>Total City Works and Assets</b>	<b>22,701</b>	<b>23,352</b>	<b>23,702</b>	<b>24,179</b>
<b>Casuals, temporary and other expenditure</b>	<b>13,795</b>	<b>14,191</b>	<b>14,403</b>	<b>14,693</b>
<b>Capitalised labour costs</b>	<b>(1,248)</b>	<b>(1,284)</b>	<b>(1,303)</b>	<b>(1,329)</b>
<b>Total staff expenditure</b>	<b>103,092</b>	<b>106,047</b>	<b>107,637</b>	<b>109,804</b>

	2022/23	2023/24	2024/25	2025/26
	FTE	FTE	FTE	FTE
<b>CEO Division</b>				
Permanent - Full time	55.0	55.0	55.0	55.0
Women	43.8	43.8	43.8	43.8
Men	11.2	11.2	11.2	11.2
Persons of self-described gender	-	-	-	-
Permanent - Part time	7.3	7.3	7.3	7.3
Women	3.3	3.3	3.3	3.3
Men	4.0	4.0	4.0	4.0
Persons of self-described gender	-	-	-	-
<b>Total CEO Division</b>	<b>62.3</b>	<b>62.3</b>	<b>62.3</b>	<b>62.3</b>
<b>Corporate, Business and Financial Services</b>				
Permanent - Full time	150.7	150.7	150.7	150.7
Women	56.4	56.4	56.4	56.4
Men	94.3	94.3	94.3	94.3
Persons of self-described gender	-	-	-	-
Permanent - Part time	23.1	23.1	23.1	23.1
Women	13.6	13.6	13.6	13.6
Men	9.5	9.5	9.5	9.5
Persons of self-described gender	-	-	-	-
<b>Total Corporate, Business and Financial Services</b>	<b>173.8</b>	<b>173.8</b>	<b>173.8</b>	<b>173.8</b>
<b>Planning and Placemaking</b>				
Permanent - Full time	89.0	89.0	89.0	89.0
Women	50.1	50.1	50.1	50.1
Men	38.9	38.9	38.9	38.9
Persons of self-described gender	-	-	-	-
Permanent - Part time	6.6	6.6	6.6	6.6
Women	5.6	5.6	5.6	5.6
Men	1.0	1.0	1.0	1.0
Persons of self-described gender	-	-	-	-
<b>Total Planning and Placemaking</b>	<b>95.6</b>	<b>95.6</b>	<b>95.6</b>	<b>95.6</b>
<b>Community Wellbeing</b>				
Permanent - Full time	196.1	196.1	196.1	196.1
Women	152.8	152.8	152.8	152.8
Men	43.2	43.2	43.2	43.2
Persons of self-described gender	-	-	-	-
Permanent - Part time	88.2	88.2	88.2	88.2
Women	72.9	72.9	72.9	72.9
Men	15.3	15.3	15.3	15.3
Persons of self-described gender	-	-	-	-
<b>Total Community Wellbeing</b>	<b>284.3</b>	<b>284.3</b>	<b>284.3</b>	<b>284.3</b>
<b>City Works and Assets</b>				
Permanent - Full time	195.0	195.0	195.0	195.0
Women	57.5	57.5	57.5	57.5
Men	137.5	137.5	137.5	137.5
Persons of self-described gender	-	-	-	-
Permanent - Part time	18.4	18.4	18.4	18.4
Women	7.7	7.7	7.7	7.7
Men	10.7	10.7	10.7	10.7
Persons of self-described gender	-	-	-	-
<b>Total City Works and Assets</b>	<b>213.4</b>	<b>213.4</b>	<b>213.4</b>	<b>213.4</b>
<b>Casuals and temporary staff</b>	<b>76.6</b>	<b>76.6</b>	<b>76.6</b>	<b>76.6</b>
<b>Capitalised labour</b>	<b>(9.9)</b>	<b>(9.9)</b>	<b>(9.9)</b>	<b>(9.9)</b>
<b>Total staff numbers</b>	<b>896.1</b>	<b>896.1</b>	<b>896.1</b>	<b>896.1</b>



## 4. Notes to the financial statements

This section presents detailed information on material components of the financial statements. Council needs to assess which components are material, considering the dollar amounts and nature of these components.

### 4.1 Comprehensive Income Statement

#### 4.1.1 Rates and charges

Rates and charges are required by the Act and the Regulations to be disclosed in Council's budget.

As per the Local Government Act 2020, Council is required and has a Revenue and Rating Plan which is a four year plan for how Council will generate income to deliver the Council Plan, program and services and capital works commitments over a four-year period.

In developing the Budget, rates and charges were identified as an important source of revenue. Planning for future rate increases has therefore been an important component of the financial planning process. The Fair Go Rates System (FGRS) sets out the maximum amount councils may increase rates in a year. For 2022/23 the FGRS cap has been set at 1.75%. The cap applies to both general rates and municipal charges and is calculated on the basis of council's average rates and charges.

The level of required rates and charges has been considered in this context, with reference to Council's other sources of income and the planned expenditure on services and works to be undertaken for the community.

To achieve these objectives while maintaining service levels and a strong capital expenditure program, the average general rate and the municipal charge will increase by 1.75% in line with the rate cap.

Council will also continue to offer an additional pensioner rate rebate which for the 2022/23 year will be \$197.20 (2021/22: \$193.80).

This will raise total rates and charges for 2022/23 to \$125,163,270

4.1.1(a) The reconciliation of the total rates and charges to the Comprehensive Income Statement is as follows:

	2021/22 Forecast Actual	2022/23 Budget	Change	%
	\$'000	\$'000	\$'000	
General Rates	118,869	123,640	4,771	4.01%
Service rates and charges	49	49	-	-
Special rates and charges	141	143	2	1.49%
Supplementary rates and rate adjustments	2,137	1,500	(637)	(29.80%)
Interest on rates and charges	-	300	300	100.00%
Revenue in lieu of rates	35	35	1	1.45%
Less Council Pension Rebate	(465)	(473)	(8)	1.75%
Cultural & Recreational Lands and EPU's	(15)	(30)	(15)	100.00%
<b>Total rates and charges</b>	<b>120,750</b>	<b>125,163</b>	<b>4,413</b>	<b>3.66%</b>

\*General Rates are subject to the rate cap established under the FGRS. Please refer to section 4.1.1(l) for the reconciliation of compliance with the FGRS.

4.1.1(b) The rate in the dollar to be levied as general rates under section 158 of the Act for each type or class of land compared with the previous financial year

Type or class of land	2021/22 cents/\$NAV	2022/23 cents/\$NAV*	Change
General rate for rateable residential properties	0.0396395700	0.035680990	(9.99%)
General rate for rateable commercial properties	0.0396395700	0.035680990	(9.99%)
General rate for rateable industrial properties	0.0396395700	0.035680990	(9.99%)

4.1.1(c) The estimated total amount to be raised by general rates in relation to each type or class of land, and the estimated total amount to be raised by general rates, compared with the previous financial year

Type or class of land	2021/22	2022/23	Change	
	\$'000	\$'000	\$'000	%
Residential	88,839	91,552	2,713	3.05%
Commercial	22,789	25,055	2,266	9.94%
Industrial	7,241	7,033	(208)	(2.87%)
<b>Total amount to be raised by general rates</b>	<b>118,869</b>	<b>123,640</b>	<b>4,771</b>	<b>4.01%</b>

4.1.1(d) The number of assessments in relation to each type or class of land, and the total number of assessments, compared with the previous financial year

Type or class of land	2021/22	2022/23	Change	
	Number	Number	Number	%
Residential	49,263	49,681	418	0.85%
Commercial	6,316	7,149	833	13.19%
Industrial	1,392	1,352	(40)	(2.87%)
<b>Total number of assessments</b>	<b>56,971</b>	<b>58,182</b>	<b>1,211</b>	<b>2.13%</b>

4.1.1(e) The basis of valuation to be used is the Net Annual Value (NAV)

4.1.1(f) The estimated total value of each type or class of land, and the estimated total value of land, compared with the previous financial year

Type or class of land	2021/22	2022/23	Change	
	\$'000	\$'000	\$'000	%
Residential	2,241,172	2,565,846	324,674	14.49%
Commercial	574,904	702,186	127,281	22.14%
Industrial	182,680	197,120	14,440	7.90%
<b>Total value of land</b>	<b>2,998,757</b>	<b>3,465,152</b>	<b>466,395</b>	<b>15.55%</b>

4.1.1(g) The municipal charge under Section 159 of the Act compared with the previous financial year

Council does not have a municipal charge.

Type of Charge	Per Rateable Property	Per Rateable Property	Change	
	2021/22	2022/23	\$	%
	\$	\$	\$	%
Municipal	-	-	-	-

4.1.1(h) The estimated total amount to be raised by municipal charges compared with the previous financial year

Council does not have a municipal charge.

Type of Charge	2021/22	2022/23	Change	
	\$	\$	\$	%
	\$	\$	\$	%
Municipal	-	-	-	-

4.1.1(i) The rate or unit amount to be levied for each type of service rate or charge under Section 162 of the Act compared with the previous financial year

Type of Charge	Per Rateable Property	Per Rateable Property	Change	
	2021/22	2022/23	\$	%
Non-Rateable Garbage charge	396	403	7	1.77%
Bridge Road Special Charge Side Streets	100	100	-	-
Bridge Road Special Charge First Level	200	200	-	-
Bridge Road Special Charge Ground Floor	300	300	-	-

4.1.1(j) The estimated total amount to be raised by each type of service rate or charge, and the estimated total amount to be raised by service rates and charges, compared with the previous financial year

Type of Charge	2021/22	2022/23	Change	
	\$	\$	\$	%
Non-Rateable Garbage charge	48,690	48,690	-	0.00%
Bridge Road Special Charge Side Streets	5,000	5,400	400	8.00%
Bridge Road Special Charge First Level	11,200	11,400	200	1.79%
Bridge Road Special Charge Ground Floor	124,500	126,000	1,500	1.20%
<b>Total</b>	<b>135,700</b>	<b>137,400</b>	<b>1,700</b>	<b>1.25%</b>

4.1.1(k) The estimated total amount to be raised by all rates and charges compared with the previous financial year

	2021/22	2022/23	Change	
	\$'000	\$'000	\$'000	%
Rates and Charges	118,869	125,163	6,294	5.29%
<b>Total Rates and charges</b>	<b>118,869</b>	<b>125,163</b>	<b>6,294</b>	<b>5.29%</b>

4.1.1(l) Fair Go Rates System Compliance

Yarra City Council is required to comply with the State Government's Fair Go Rates System (FGRS). The table below details the budget assumptions consistent with the requirements of the Fair Go Rates System.

	2021/22	2022/23
Total Rates (rates raised 1 July plus annualised supplementary rates)	\$ 117,112,768	\$ 121,513,553
Number of rateable properties	56,971	58,182
Base Average Rate	\$ 2,055.66	\$ 2,088.51
Maximum Rate Increase (set by the State Government)	1.50%	1.75%
Capped Average Rate	\$ 2,086.49	\$ 2,125.06
Maximum General Rates and Municipal Charges Revenue	\$ 118,869,457	\$ 123,640,040
Budgeted General Rates and Municipal Charges Revenue	\$ 118,869,434	\$ 123,640,040
Budgeted Supplementary Rates	\$ 878,271	\$ 1,500,000
Budgeted Total Rates and Municipal Charges Revenue	\$ 119,747,705	\$ 125,140,040

4.1.1(m) Any significant changes that may affect the

There are no known significant changes which may affect the estimated amounts to be raised by rates and charges. However, the total amount to be raised by rates and charges may be affected by:

- The making of supplementary valuations
- The variation of returned levels of value (e.g. valuation appeals)
- Changes of use of land such that rateable land becomes non-rateable land and vice versa
- Changes of use of land such that residential land becomes business land and vice versa.

4.1.1(n) Differential rates

Council does not have any differential rates.

#### 4.1.2 Statutory fees and fines

	Forecast Actual	Budget	Change	
	2021/22	2022/23	\$'000	%
	\$'000	\$'000		
Infringements and costs*	18,750	29,481	10,731	57.23%
Court recoveries	2,474	4,096	1,622	65.56%
Permits	1,948	2,177	229	11.77%
<b>Total statutory fees and fines</b>	<b>23,171</b>	<b>35,754</b>	<b>12,582</b>	<b>54.30%</b>

\*including parking meters.

#### 4.1.3 User fees

	Forecast Actual	Budget	Change	
	2021/22	2022/23	\$'000	%
	\$'000	\$'000		
Aged and health services	287	278	(9)	(3.14%)
Leisure centre and recreation	6,859	11,865	5,006	72.98%
Child care/children's programs	3,224	3,885	661	20.50%
Registration and other permits	2,470	2,861	392	15.85%
Building Services and Construction Management	8,473	8,676	203	2.39%
Statutory Planning	2,877	3,070	193	6.71%
Lease income	1,453	1,361	(92)	(6.30%)
Other fees and charges	913	1,178	265	29.05%
<b>Total user fees</b>	<b>26,556</b>	<b>33,174</b>	<b>961</b>	<b>3.62%</b>

#### 4.1.4 Grants

Grants are required by the Act and the Regulations to be disclosed in Council's budget.

	Forecast Actual	Budget	Change	
	2021/22	2022/23	\$'000	%
	\$'000	\$'000		
<b>Grants were received in respect of the following:</b>				
Summary of grants				
Commonwealth funded grants	12,118	11,532	(586)	(4.8%)
State funded grants	14,001	16,527	2,526	18.0%
<b>Total grants received</b>	<b>26,119</b>	<b>28,059</b>	<b>1,940</b>	<b>7.4%</b>
<b>(a) Operating Grants</b>				
<b>Recurrent - Commonwealth Government</b>				
Victorian Grants Commission	3,384	2,049	(1,335)	(39.5%)
Children Services	4,282	5,649	1,366	31.9%
General home care	3,050	3,057	6	0.2%
<b>Recurrent - State Government</b>				
Aged care	258	241	(18)	(6.8%)
School crossing supervisors	324	329	5	1.5%
Family and children	1,183	1,102	(80)	(6.8%)
Libraries	880	740	(140)	(15.9%)
Maternal and child health	717	619	(98)	(13.6%)
Community programs	348	274	(74)	(21.3%)
Health Protection	33	33	0	1.5%
Social Strategy	40	-	(40)	(100.0%)
Children Services	2,040	1,827	(213)	(10.5%)
Community planning	231	205	(26)	(11.3%)
<b>Total recurrent grants</b>	<b>16,771</b>	<b>16,124</b>	<b>(646)</b>	<b>(3.9%)</b>
<b>Non-recurrent - Commonwealth Government</b>				
<b>Non-recurrent - State Government</b>				
City Strategy	1,575	-	(1,575)	(100.0%)
Statutory Planning	1,331	-	(1,331)	(100.0%)
Economic Development	1,203	-	(1,203)	(100.0%)
Human Resources	264	-	(264)	(100.0%)
Waste & Cleansing Services	142	-	(142)	(100.0%)
Arts and Culture	75	76	1	1.5%
Building Services	75	-	(75)	(100.0%)
Community Development	60	-	(60)	(100.0%)
Library Services	53	-	(53)	(100.0%)
Youth & Middle years	20	19	(2)	(8.5%)
Strategic Transport	-	15	15	100.0%
<b>Total non-recurrent grants</b>	<b>4,798</b>	<b>110</b>	<b>(4,689)</b>	<b>(97.7%)</b>
<b>Total operating grants</b>	<b>21,569</b>	<b>16,234</b>	<b>(5,335)</b>	<b>(24.7%)</b>
<b>(b) Capital Grants</b>				
<b>Recurrent - Commonwealth Government</b>				
Roads to recovery	259	259	0	0.0%
<b>Total recurrent grants</b>	<b>259</b>	<b>259</b>	<b>0</b>	<b>0.0%</b>
<b>Non-recurrent - Commonwealth Government</b>				
Roads	1,142	518	(623)	(54.6%)
<b>Non-recurrent - State Government</b>				
Roads	559	1,037	478	85.4%
Buildings	864	9,320	8,456	978.7%
Other	1,726	690	(1,035)	(60.0%)
<b>Total non-recurrent grants</b>	<b>4,291</b>	<b>11,566</b>	<b>7,275</b>	<b>169.5%</b>
<b>Total capital grants</b>	<b>4,550</b>	<b>11,825</b>	<b>7,275</b>	<b>159.9%</b>
<b>Total Grants</b>	<b>26,119</b>	<b>28,059</b>	<b>1,940</b>	<b>7.4%</b>

#### 4.1.5 Contributions

	Forecast Actual		Budget	Change	
	2021/22	2022/23	2022/23		
	\$'000	\$'000	\$'000	\$'000	%
Monetary & Other	5,660	6,934		1,275	22.53%
<b>Total contributions</b>	5,660	6,934		1,275	22.53%

#### 4.1.6 Other income

	Forecast Actual		Budget	Change	
	2021/22	2022/23	2022/23		
	\$'000	\$'000	\$'000	\$'000	%
Interest	200	180		(20)	(10.00%)
Reimbursements	1,107	966		(141)	(12.74%)
Other	793	612		(181)	(22.82%)
<b>Total other income</b>	2,100	1,758		(342)	(16.28%)

#### 4.1.7 Employee costs

	Forecast Actual		Budget	Change	
	2021/22	2022/23	2022/23		
	\$'000	\$'000	\$'000	\$'000	%
Wages and salaries	80,518	84,217		3,699	4.59%
WorkCover	646	1,000		354	54.89%
Superannuation	8,209	9,102		893	10.88%
Other	6,863	8,774		1,910	27.84%
<b>Total employee costs</b>	96,236	103,092		6,856	7.12%

#### 4.1.8 Materials and services

	Forecast Actual		Budget	Change	
	2021/22	2022/23	2022/23		
	\$'000	\$'000	\$'000	\$'000	%
Contract payments	27,563	24,282		(3,281)	(11.90%)
Building maintenance	5,307	5,363		56	1.06%
General maintenance	2,601	2,883		282	10.85%
Utilities	3,789	4,245		457	12.05%
Office administration	3,617	3,902		284	7.86%
Information technology	4,924	5,557		632	12.84%
Insurance	2,578	2,595		16	0.63%
Consultants	4,222	7,971		3,750	88.82%
Other materials and services	23,725	25,893		2,168	9.14%
<b>Total materials and services</b>	78,326	82,691		4,365	5.57%

#### 4.1.9 Depreciation

	Forecast Actual		Budget	Change	
	2021/22	2022/23	2022/23		
	\$'000	\$'000	\$'000	\$'000	%
Property	3,197	2,980		(217)	(6.80%)
Plant & equipment	4,310	4,343		32	0.75%
Infrastructure	17,043	17,515		472	2.77%
<b>Total depreciation</b>	24,550	24,837		287	1.17%

#### 4.1.10 Amortisation - Right of use assets

	Forecast Actual	Budget	Change	
	2021/22	2022/23	\$'000	%
	\$'000	\$'000		
Right of use assets	1,275	1,163	(112)	(8.81%)
<b>Total amortisation - right of use assets</b>	<b>1,275</b>	<b>1,163</b>	<b>(112)</b>	<b>(8.81%)</b>

#### 4.1.11 Other expenses

	Forecast Actual	Budget	Change	
	2021/22	2022/23	\$'000	%
	\$'000	\$'000		
Auditors Remuneration	306	309	3	0.84%
Councillor Allowances	379	437	58	15.29%
<b>Total other expenses</b>	<b>685</b>	<b>746</b>	<b>61</b>	<b>8.84%</b>

### 4.2 Balance Sheet

#### 4.2.1 Assets

Council's cash and cash equivalents will decrease from \$71.47m to \$45.68m over the four years of the budget, this in part reflects the repayment of borrowings. Non-current assets of property, infrastructure, plant and equipment is expected to increase from \$2.12b to \$2.38b over the four years of the budget.

#### 4.2.2 Liabilities

Council's current liabilities are expected to increase marginally over the four years of the budget, increasing from \$56.94m to \$58.13m. Council's non-current liabilities are expected to decrease from \$38.74m to \$31.49m, as Council continues to reduce its loan borrowings over the longer term.

#### 4.2.3 Borrowings

The table below shows information on borrowings specifically required by the Regulations.

	Forecast Actual	Budget	Projections		
	2021/22	2022/23	2023/24	2024/25	2025/26
	\$	\$	\$	\$	\$
Amount borrowed as at 30 June of the prior year	41,203	39,171	54,900	48,840	42,579
Amount proposed to be borrowed	32,500	20,000	-	-	-
Amount projected to be redeemed	(34,532)	(4,271)	(6,060)	(6,261)	(6,468)
<b>Amount of borrowings as at 30 June</b>	<b>39,171</b>	<b>54,900</b>	<b>48,840</b>	<b>42,579</b>	<b>36,111</b>

#### 4.2.4 Leases by category

As a result of the introduction of *AASB 16 Leases*, right-of-use assets and lease liabilities have been recognised as outlined in the table below.

	Forecast Actual	Budget
	2021/22	2022/23
	\$	\$
<b>Right-of-use assets</b>		
Plant and equipment	1,294	324
<b>Total right-of-use assets</b>	<b>1,294</b>	<b>324</b>
<b>Lease liabilities</b>		
<b>Current lease Liabilities</b>		
Plant and equipment	1,241	229
<b>Total current lease liabilities</b>	<b>1,241</b>	<b>229</b>
<b>Non-current lease liabilities</b>		
Plant and equipment	176	112
<b>Total non-current lease liabilities</b>	<b>176</b>	<b>112</b>
<b>Total lease liabilities</b>	<b>1,417</b>	<b>341</b>

#### 4.3 Statement of changes in Equity

##### 4.3.1 Reserves

Within the equity section of the balance sheet, Council has Asset Revaluation Reserves, Statutory Reserves, and General Reserves. The asset revaluation reserve reflects movements in the value of Council's property and infrastructure assets. It is a non-cash reserve, backed by the value of Council's non-current property and infrastructure assets. The statutory reserves comprise funds received from external parties for specific purposes such as open space. They are restricted funds and cash backed.

##### 4.3.2 Equity

Council's equity will increase from \$2.12b to \$2.35b over the four years of the budget.

#### 4.4 Statement of Cash Flows

##### 4.4.1 Net cash flows provided by/used in operating activities

Council's net cash provided by operating activities will increase from \$25.18m to \$44.12m over the four years of the budget.

##### 4.4.2 Net cash flows provided by/used in investing activities

Net cash outflows for investing activities is expected to increase from \$38.00m to \$42.71m over the four years of the budget. The majority of this outflow is for the Capital Works program each year.

##### 4.4.3 Net cash flows provided by/used in financing activities

Net cash flow from financing activities is anticipated to change from a net outflow of \$4.65m to \$7.81m over the four years of the budget.



## 4.5 Capital works program

This section presents a listing of the capital works projects that will be undertaken for the 2022/23 year, classified by expenditure type and funding source. Works are also disclosed as current budget or carried forward from prior year.

### 4.5.1 Summary

	Forecast Actual 2021/22 \$'000	Budget 2022/23 \$'000	Change \$'000	%
Property	14,704	14,479	(225)	(1.53%)
Plant and equipment	4,756	4,979	223	4.69%
Infrastructure	19,685	19,401	(284)	(1.44%)
<b>Total</b>	<b>39,146</b>	<b>38,859</b>	<b>(286)</b>	<b>(0.73%)</b>

	Project Cost \$'000	Asset expenditure types				Summary of Funding Sources			
		New \$'000	Renewal \$'000	Upgrade \$'000	Expansion \$'000	Grants \$'000	Contrib. \$'000	Council cash \$'000	Borrowings \$'000
Property	14,479	4,930	8,731	818	-	9,938	-	4,541	-
Plant and equipment	4,979	-	4,979	-	-	-	430	4,549	-
Infrastructure	19,401	4,446	12,861	2,094	-	906	2,270	16,225	-
<b>Total</b>	<b>38,859</b>	<b>9,376</b>	<b>26,572</b>	<b>2,912</b>	<b>-</b>	<b>10,844</b>	<b>2,700</b>	<b>25,316</b>	<b>-</b>

### 4.5.2 Current Budget

Capital Works Area	Project Cost \$'000	Asset expenditure types				Summary of Funding Sources			
		New \$'000	Renewal \$'000	Upgrade \$'000	Expansion \$'000	Grants \$'000	Contrib. \$'000	Council cash \$'000	Borrowings \$'000
<b>PROPERTY</b>									
<b>Buildings</b>									
Richmond Town Hall - HVAC design & construction stage 1	1,900	-	1,900	-	-	-	-	1,900	-
Fitzroy Town Hall - HVAC works, floor sanding & courtyard screens	1,720	-	1,720	-	-	-	-	1,720	-
Yambla St Pavilion & Public Toilets, Quarries Park - Pavilion renewal construction (year 1 of 2)	1,071	-	1,071	-	-	250	-	821	-
Community Early Childhood Centre E M Dauber Building - Refurbishment works	400	-	400	-	-	400	-	-	-
Buildings (Minor Urgent Works Program) - Urgent building remediation works	390	-	390	-	-	-	-	390	-
North Carlton Children's Centre - Courtyard carport replacement, other refurbishment & remediation works	339	-	339	-	-	339	-	-	-
Carlton Hall - Compliance and universal access works	334	-	334	-	-	-	-	334	-
Collingwood Library - Heritage preservation works and CCTV/access control	300	-	300	-	-	-	-	300	-
Bob Rose Stand, Victoria Park - Remedial works, public toilets design	280	-	280	-	-	-	-	280	-
Ryder Stand, Victoria Park - fit out of changerooms	275	-	275	-	-	-	-	275	-

Capital Works Area	Project Cost \$'000	Asset expenditure types				Summary of Funding Sources			
		New	Renewal	Upgrade	Expansion	Grants	Contrib.	Council cash	Borrowings
		\$'000	\$'000	\$'000	\$'000	\$'000	\$'000	\$'000	\$'000
Buildings Preliminary Investigations Program -Investigation and design for future renewal works	260	-	260	-	-	-	-	260	-
Buildings Minor Urgent Works Program - Ventilation systems remediation	200	-	200	-	-	-	-	200	-
Public Toilets (Exeloo), Otter St - Automated toilet supply & install	170	-	170	-	-	-	-	170	-
Malcolm Graham Pavilion, Kevin Bartlett Reserve - Laundry wall, social room insulation , window replacement and minor kitchen works	150	-	150	-	-	-	-	150	-
Collingwood Leisure Centre - Pool plant equipment renewal	136	-	136	-	-	-	-	136	-
Main Pool Plant Room, Fitzroy Swimming Pool - Pool plant equipment renewal	136	-	136	-	-	-	-	136	-
Richmond Recreation Centre - Pool plant equipment renewal	136	-	136	-	-	-	-	136	-
Collingwood Senior Citizens Centre - Renew southern ramp & detailed design for refit	132	-	132	-	-	-	-	132	-
Public Toilets North Unisex Disabled Lulie St, Victoria Park - Toilet refurbishment	95	-	95	-	-	-	-	95	-
Buildings - Asbestos removal program (various sites)	80	-	80	-	-	-	-	80	-
Fitzroy Library, Fitzroy Town Hall - Staff kitchen/tea point & meeting room renewal	65	-	65	-	-	-	-	65	-
Main Building, Fitzroy Swimming Pool - Floor works to reception and entrances to change rooms	64	-	64	-	-	-	-	64	-
Child Care Centres, General Regulation Compliance Program - Renewal works per annual DHHS accreditation compliance checks	26	-	26	-	-	-	-	26	-
Buildings signage replacement program (with DDA requirements)	25	-	25	-	-	-	-	25	-
Keele St Child Care Centre - Replacement fencing	20	-	20	-	-	-	-	20	-
Sherrin Stand, Victoria Park - Shower partitions	15	-	15	-	-	-	-	15	-
Gold Street Children's Centre - Awning in courtyard	11	-	11	-	-	-	-	11	-
Barkly Gardens Pavilion & Public Toilets upgrade, LRCIP Phase 3 funded	518	-	-	518	-	518	-	-	-
Alphington Bowls Club - Staged pavilion redevelopment works	300	-	-	300	-	-	-	300	-
Collingwood College Early Childhood Centre - Council works	3,200	3,200	-	-	-	1,456	-	1,744	-
Brunswick Street Oval Precinct Redevelopment, Stage 1 - New Sports Pavilion	930	930	-	-	-	6,175	-	5,245	-
Atherton Gardens Kindergarten - Council contribution to works	700	700	-	-	-	700	-	-	-
Depot Redevelopment Project - Design and planning	100	100	-	-	-	100	-	-	-
<b>TOTAL PROPERTY</b>	<b>14,479</b>	<b>4,930</b>	<b>8,731</b>	<b>818</b>	<b>-</b>	<b>9,938</b>	<b>-</b>	<b>4,541</b>	<b>-</b>

Capital Works Area	Project Cost \$'000	Asset expenditure types				Summary of Funding Sources			
		New \$'000	Renewal \$'000	Upgrade \$'000	Expansion \$'000	Grants \$'000	Contrib. \$'000	Council cash \$'000	Borrowings \$'000
<b>PLANT AND EQUIPMENT</b>									
<b>Plant, Machinery and Equipment</b>									
Ticket / Parking machines	283	-	283	-	-	-	-	283	-
Passenger Cars	1,190	-	1,190	-	-	-	400	790	-
Trucks	535	-	535	-	-	-	30	505	-
Replacement of small mechanical equipment (for roads)	60	-	60	-	-	-	-	60	-
Bicycle replacement program	15	-	15	-	-	-	-	15	-
Leisure Centre Equipment	105	-	105	-	-	-	-	105	-
<b>Fixtures, Fittings and Furniture</b>									
Furniture (Chairs, desks. Etc)	100	-	100	-	-	-	-	100	-
Miscellaneous and small equipment purchases	20	-	20	-	-	-	-	20	-
Whitegoods and Appliances	30	-	30	-	-	-	-	30	-
<b>Computers and Telecommunications</b>									
PC replacement rolling program	1,066	-	1,066	-	-	-	-	1,066	-
Network Infrastructure replacement	410	-	410	-	-	-	-	410	-
Unified Communications (AV rollout)	200	-	200	-	-	-	-	200	-
Mobile devices (phones and the like)	153	-	153	-	-	-	-	153	-
Mobile computing devices	95	-	95	-	-	-	-	95	-
General Software purchases	50	-	50	-	-	-	-	50	-
Printer / Copier Hardware	28	-	28	-	-	-	-	28	-
<b>Library books</b>									
Library Resources (books and the like)	640	-	640	-	-	-	-	640	-
<b>TOTAL PLANT AND EQUIPMENT</b>	<b>4,979</b>	-	<b>4,979</b>	-	-	-	<b>430</b>	<b>4,549</b>	-

## INFRASTRUCTURE

### Roads

Development/Utility works, all over Yarra - Road Pavement	250	-	250	-	-	-	-	250	-
Wilson St, North Carlton (Pigdon St to Paterson St) - Road Pavement	227	-	227	-	-	-	-	227	-
Risk Mitigation Works, all over Yarra - Road Pavement	220	-	220	-	-	-	-	220	-
Queens Pde, all over Yarra (Michael St to Rushall Cres) - Root Barrier Works	207	-	207	-	-	-	-	207	-
Lane No. 2064 - Reconstruction lane rear of 1 Batman St, Fitzroy North	191	-	191	-	-	-	-	191	-
Duke St, Richmond (Swan St to Wall St) - Kerb & Channel	169	-	169	-	-	-	-	169	-
Brunswick St, Fitzroy (Scotchmer St to Tranmere St) - Road Pavement	168	-	168	-	-	-	-	168	-
Fitzroy St, Fitzroy (Rose St to Kerr St) - Road Pavement	163	-	163	-	-	-	-	163	-
Wangaratta St, Richmond (Stewart St to Tanner St) - Road Pavement	160	-	160	-	-	-	-	160	-
Station St, North Carlton (Pigdon St to Richardson St) - Road Pavement	156	-	156	-	-	156	-	-	-
Station St, North Carlton (Park St to Pigdon St) - Road Pavement	151	-	151	-	-	104	-	48	-

Capital Works Area	Project Cost \$'000	Asset expenditure types				Summary of Funding Sources			
		New	Renewal	Upgrade	Expansion	Grants	Contrib.	Council cash	Borrowings
		\$'000	\$'000	\$'000	\$'000	\$'000	\$'000	\$'000	\$'000
Little Abbot St, Collingwood (Gold St to End Of Street) - Road Pavement	144	-	144	-	-	-	-	144	-
Rathdowne St, North Carlton (Mary St to Pigdon St) - Root Barrier Works	143	-	143	-	-	-	-	143	-
Wangaratta St, Richmond (Stewart St to Tanner St) - Kerb & Channel	140	-	140	-	-	-	-	140	-
Coppin St, Richmond (Abinger St to Wall St) - Kerb & Channel	139	-	139	-	-	-	-	139	-
Langridge St, Abbotsford (Wellington St to Rokeby St) - Road Pavement	125	-	125	-	-	-	-	125	-
Little Smith St, Fitzroy (Little Victoria St to Gertrude St) - Road Pavement	120	-	120	-	-	-	-	120	-
Pigdon St, North Carlton (Mcilwraith St to Lygon St) - Kerb & Channel	112	-	112	-	-	-	-	112	-
Canning St, North Carlton (Macpherson St to Richardson St) - Road Pavement	109	-	109	-	-	-	-	109	-
Wilson St, North Carlton (Paterson St to Richardson St) - Kerb & Channel	105	-	105	-	-	-	-	105	-
Wilson St, North Carlton (Pigdon St to Paterson St) - Kerb & Channel	105	-	105	-	-	-	-	105	-
Wilson St, North Carlton (Richardson St to Macpherson St) - Road Pavement	105	-	105	-	-	-	-	105	-
Brunswick St, Fitzroy (Reid St to St Georges Rd) - Road Pavement	103	-	103	-	-	-	-	103	-
Buckingham St, Richmond (Johnson St to Lambert St) - Kerb & Channel	100	-	100	-	-	-	-	100	-
Designs for future works, all over Yarra - Kerb & Channel	100	-	100	-	-	-	-	100	-
Lane No. 1906 - Reconstruction of bluestone Lane rear of 470 Brunswick St, Fitzroy North	98	-	98	-	-	-	-	98	-
Young St, Fitzroy (Cecil St to Westgarth St) - Road Pavement	95	-	95	-	-	-	-	95	-
Moor St, Fitzroy (Napier St to George St) - Road Pavement	90	-	90	-	-	-	-	90	-
South Audley St, Abbotsford (Victoria St to Nelson St) - Kerb & Channel	90	-	90	-	-	-	-	90	-
Wellington St, Collingwood (Council St to Hodgkinson St) - Root Barrier Works	89	-	89	-	-	-	-	89	-
Richardson St, North Carlton (Rathdowne St to Amess St) - Root Barrier Works	88	-	88	-	-	-	-	88	-
Firebell Lane, Richmond (Lennox St to End Of Street) - Road Pavement	87	-	87	-	-	-	-	87	-
Church St, Fitzroy North (Nicholson St to St Georges Rd) - Kerb & Channel	87	-	87	-	-	-	-	87	-
Bond St, Abbotsford (Southampton Cres to Victoria St) - Road Pavement	85	-	85	-	-	-	-	85	-

Capital Works Area	Project Cost \$'000	Asset expenditure types				Summary of Funding Sources			
		New	Renewal	Upgrade	Expansion	Grants	Contrib.	Council cash	Borrowings
		\$'000	\$'000	\$'000	\$'000	\$'000	\$'000	\$'000	\$'000
Montgomery St, Richmond (Lennox St to End Of Street) - Road Pavement	85	-	85	-	-	-	-	85	-
Moor St, Fitzroy (Young St to Napier St) - Road Pavement	85	-	85	-	-	-	-	85	-
Lane No. 158.1 - Reconstruction of asphalt Lane rear of 1 Hotham St, Clifton Hill	85	-	85	-	-	-	-	85	-
Solly Ave, North Carlton (Arnold St to Wilson St) - Road Pavement	84	-	84	-	-	-	-	84	-
Wilson St, North Carlton (Richardson St to Macpherson St) - Kerb & Channel	84	-	84	-	-	-	-	84	-
Lane No. 7 - Reconstruction of asphalt Lane off Hodgkinson St, Clifton Hill	81	-	81	-	-	-	-	81	-
Fordham Crt, Richmond (Goodwood St to End Of Street) - Kerb & Channel	80	-	80	-	-	-	-	80	-
Brighton St, Richmond (Yorkshire St to Cotter St) - Kerb & Channel	77	-	77	-	-	-	-	77	-
Queens Pde, all over Yarra (Rushall Cres to Brennand St) - Road Pavement	74	-	74	-	-	-	-	74	-
Bedford St, Collingwood (Johnston St to Perry St) - Kerb & Channel	73	-	73	-	-	-	-	73	-
Langridge St, Abbotsford (Cromwell St to Islington St) - Road Pavement	70	-	70	-	-	-	-	70	-
Langridge St, Abbotsford (Rupert St to Cromwell St) - Road Pavement	70	-	70	-	-	-	-	70	-
Lane No. 1403 - Reconstruction of bluestone Lane off Richardson St, Carlton North	69	-	69	-	-	-	-	69	-
Fitzroy St, Fitzroy (Rose St to Kerr St) - Kerb & Channel	68	-	68	-	-	-	-	68	-
Lane No. 1908 - Reconstruction of bluestone Lane rear of 484 Brunswick St North, Fitzroy North	68	-	68	-	-	-	-	68	-
Lane No. 714 - Reconstruction of asphalt Lane near 25 Crown St, Richmond	66	-	66	-	-	-	-	66	-
South Audley St, Abbotsford (Nelson St to Southampton Cres) - Kerb & Channel	63	-	63	-	-	-	-	63	-
Reid St, Fitzroy North (Rae St to Brunswick St) - Road Pavement	63	-	63	-	-	-	-	63	-
Lane No. 624 - Reconstruction of asphalt Lane near 15 Muir St, Richmond	62	-	62	-	-	-	-	62	-
Reid St, Fitzroy North (Brunswick St to Alfred St) - Road Pavement	58	-	58	-	-	-	-	58	-
Lane No. 332.2 - Reconstruction of asphalt Lane behind 17 Hunter St, Abbotsford	57	-	57	-	-	-	-	57	-
Lane No. 359.1 - Reconstruction of bluestone Lane off Bloomburg St, Abbotsford	51	-	51	-	-	-	-	51	-
Lane No. 3061 - Reconstruction of Lane next to 19 Crown St, Richmond	49	-	49	-	-	-	-	49	-

Capital Works Area	Project Cost \$'000	Asset expenditure types				Summary of Funding Sources			
		New	Renewal	Upgrade	Expansion	Grants	Contrib.	Council cash	Borrowings
		\$'000	\$'000	\$'000	\$'000	\$'000	\$'000	\$'000	\$'000
Lane No. 644 - Reconstruction of asphalt Lane rear of 2 Ellis St, Richmond	48	-	48	-	-	-	-	48	-
Lesney St, Richmond (Mary St to Brighton St) - Road Pavement	45	-	45	-	-	-	-	45	-
Solly Ave, North Carlton (Arnold St to Wilson St) - Kerb & Channel	45	-	45	-	-	-	-	45	-
Lane No. 2153 - Reconstruction of bluestone Lane rear of 19 Kneen St, Fitzroy North	44	-	44	-	-	-	-	44	-
Lane No. 330.1 - Reconstruction of bluestone Lane off Yarra St, Abbotsford	42	-	42	-	-	-	-	42	-
Lane No. 1302 - Reconstruction of asphalt Lane off Lang St, Carlton North	40	-	40	-	-	-	-	40	-
Lesney St, Richmond (Brighton St to Church St) - Road Pavement	40	-	40	-	-	-	-	40	-
Pavement Bicycle Lanes, all over Yarra - Road Pavement	40	-	40	-	-	-	-	40	-
Lane No. 237 Reconstruction of asphalt Lane next to 58 Perry St, Collingwood	37	-	37	-	-	-	-	37	-
Bedford St, Collingwood (Johnston St to Perry St) - Road Pavement	36	-	36	-	-	-	-	36	-
Chestnut St, Richmond (Adelaide St to Balmain St) - Road Pavement	35	-	35	-	-	-	-	35	-
Brighton St, Richmond (Cotter St to Barkly Ave) - Kerb & Channel	34	-	34	-	-	-	-	34	-
Lane No. 1192 - Reconstruction of bluestone Lane behind 96 Madden Gve) Burnley	32	-	32	-	-	-	-	32	-
Lane No. 562 - Reconstruction of asphalt Lane near 1/4 Little Buckingham St, Richmond	31	-	31	-	-	-	-	31	-
Hunter St, Abbotsford (Johnston St to Valiant St) - Road Pavement	30	-	30	-	-	-	-	30	-
Porter St, Fitzroy North (Railway St to End Of Street) - Road Pavement	26	-	26	-	-	-	-	26	-
Gold St, Collingwood (Alexandra Pde to Noone St) - Kerb & Channel	25	-	25	-	-	-	-	25	-
Reid St, Fitzroy North (Brunswick St to Alfred St) - Kerb & Channel	24	-	24	-	-	-	-	24	-
Reid St, Fitzroy North (Rae St to Brunswick St) - Kerb & Channel	23	-	23	-	-	-	-	23	-
Lane No. 131.1 - Reconstruction of asphalt next to 58 Hotham St, Clifton Hill	22	-	22	-	-	-	-	22	-
Paterson St, Abbotsford (Valiant St to Johnston St) - Kerb & Channel	20	-	20	-	-	-	-	20	-
Capital City Trail/St Georges Road Signalised Crossing remodelling works	100	100	-	-	-	-	-	100	-
Dean/Barkly Street Zebra Crossing and Intersection Upgrade	100	100	-	-	-	-	-	100	-

Capital Works Area	Project Cost \$'000	Asset expenditure types				Summary of Funding Sources			
		New	Renewal	Upgrade	Expansion	Grants	Contrib.	Council cash	Borrowings
		\$'000	\$'000	\$'000	\$'000	\$'000	\$'000	\$'000	\$'000
<b>Footpaths and Cycleways</b>									
Pigdon St, North Carlton (Lygon St to Drummond St) - Footpath	161	-	161	-	-	-	-	161	-
Wangaratta St, Richmond (Stewart St to Tanner St) - Footpath	146	-	146	-	-	-	-	146	-
Gertrude St, Fitzroy (George St to Gore St) - Footpath	127	-	127	-	-	-	-	127	-
Duke St, Richmond (Swan St to Wall St) - Footpath	100	-	100	-	-	-	-	100	-
Gertrude St, Fitzroy (Young St to Napier St) - Footpath	92	-	92	-	-	-	-	92	-
Pigdon St, North Carlton (Garton St to Arnold St) - Footpath	88	-	88	-	-	-	-	88	-
Fitzroy St, Fitzroy (Rose St to Kerr St) - Footpath	87	-	87	-	-	-	-	87	-
Albert St, Abbotsford (Murray St to Victoria Cres) - Footpath	86	-	86	-	-	-	-	86	-
Pigdon St, North Carlton (Station St to Nicholson St) - Footpath	83	-	83	-	-	-	-	83	-
Johnston St, Abbotsford (Clarke St to River) - Footpath	75	-	75	-	-	-	-	75	-
Coppin St, Richmond (Abinger St to Wall St) - Footpath	75	-	75	-	-	-	-	75	-
Bowen Cr, North Carlton (Pigdon St to Holtom St West) - Footpath	66	-	66	-	-	-	-	66	-
Pigdon St, North Carlton (Drummond St to Rathdowne St) - Footpath	66	-	66	-	-	-	-	66	-
Bedford St, Collingwood (Johnston St to Perry St) - Footpath	58	-	58	-	-	-	-	58	-
Buckingham St, Richmond (Johnson St to Lambert St) - Footpath	56	-	56	-	-	-	-	56	-
Gold St, Collingwood (Alexandra Pde to Noone St) - Footpath	54	-	54	-	-	-	-	54	-
Reid St, Fitzroy North (Brunswick St to Alfred St) - Footpath	45	-	45	-	-	-	-	45	-
Brighton St, Richmond (Yorkshire St to Cotter St) - Footpath	45	-	45	-	-	-	-	45	-
Fordham Crt, Richmond (Goodwood St to End Of Street) - Footpath	45	-	45	-	-	-	-	45	-
Reid St, Fitzroy North (Rae St to Brunswick St) - Footpath	44	-	44	-	-	-	-	44	-
Young St, Fitzroy (Cecil St to Westgarth St) - Footpath	35	-	35	-	-	-	-	35	-
Church St, Fitzroy North (Nicholson St to St Georges Rd) - Footpath	32	-	32	-	-	-	-	32	-
Paterson St, Abbotsford (Valiant St to Johnston St) - Footpath	27	-	27	-	-	-	-	27	-
Brighton St, Richmond (Cotter St to Barkly Ave) - Footpath	20	-	20	-	-	-	-	20	-
Activity Centres design program - Retail Footpath	50	-	-	50	-	-	-	50	-
Brunswick Street Protected Bike Lane	189	189	-	-	-	-	-	189	-
Alfred Crescent Bi-Directional Bike Lane	160	160	-	-	-	-	-	160	-
Balmain/Cotter/Church Intersection Upgrade	80	80	-	-	-	-	-	80	-

Capital Works Area	Project Cost \$'000	Asset expenditure types				Summary of Funding Sources			
		New	Renewal	Upgrade	Expansion	Grants	Contrib.	Council cash	Borrowings
		\$'000	\$'000	\$'000	\$'000	\$'000	\$'000	\$'000	\$'000
Wellington/Johnston Street (North) Intersection works	80	80	-	-	-	-	-	80	-
Moor Street Bike Corral and Kerb Outstand	60	60	-	-	-	-	-	60	-
Coppin Street Intersections Improvements	30	30	-	-	-	-	-	30	-
Nicholson/Victoria (North) Intersection Upgrade Pilot Trial	20	20	-	-	-	-	-	20	-
<b>Drainage</b>									
Drain Pipe Rehabilitation program - Drainage	1,000	-	1,000	-	-	-	-	1,000	-
Newry St, Fitzroy North (Brunswick St to Napier St) - Drainage	210	-	210	-	-	-	-	210	-
Risk Mitigation (add hoc/emergency) works - Drainage	200	-	200	-	-	-	-	200	-
Gertrude St, Fitzroy (Gore St to Smith St) - Drainage	170	-	170	-	-	-	-	170	-
Drainage rectification works in laneways - Drainage	140	-	140	-	-	-	-	140	-
Stawell St, Richmond (Stillman St to Bridge Rd) - Drainage	135	-	135	-	-	-	-	135	-
Tranmere St, Fitzroy North (Brunswick St to St Georges Rd) - Drainage	135	-	135	-	-	-	-	135	-
Madden Gr, Richmond (Stawell St to Gibdon St) - Drainage	120	-	120	-	-	-	-	120	-
Designs for future stormwater works - Drainage	110	-	110	-	-	-	-	110	-
Kipling St, Richmond (Swan St to End Of Street) - Drainage	110	-	110	-	-	-	-	110	-
Duke St, Richmond (Wall St to End Of Street) - Drainage	65	-	65	-	-	-	-	65	-
Cecil St, Fitzroy (Napier St to George St) - Drainage	60	-	60	-	-	-	-	60	-
Curtain Square Stormwater Harvesting Scheme	1,297	1,297	-	-	-	647	-	650	-
<b>Waste Management</b>									
Replace street bins	100	-	100	-	-	-	-	100	-
<b>Parks, Open Space and Streetscapes</b>									
Open Space Children Services - Child care facility playground renewals based on condition and compliance audits	305	-	305	-	-	-	-	305	-
Open Space Minor Works - Minor horticultural renewals	170	-	170	-	-	-	-	170	-
Burnley Golf Course, Richmond - Resod fairway H1, H2 , H4 and renew chipping green	125	-	125	-	-	-	-	125	-
Open Space Minor Works - Minor furniture renewals in response to audits and damage.	120	-	120	-	-	-	-	120	-
George Knott Reserve, Clifton Hill - Track repairs and discus cage renewal	100	-	100	-	-	-	-	100	-
Open Spaces Signage Renewal Program - Supply & install park signage	80	-	80	-	-	-	-	80	-
Open Space Minor Works - Minor sports equipment renewals (goals, nets, surfaces) due to damaged & safety issues	75	-	75	-	-	-	-	75	-



Capital Works Area	Project Cost \$'000	Asset expenditure types				Summary of Funding Sources			
		New	Renewal	Upgrade	Expansion	Grants	Contrib.	Council cash	Borrowings
		\$'000	\$'000	\$'000	\$'000	\$'000	\$'000	\$'000	\$'000
Open Space Minor Works - Minor renewals for fences, retaining walls, walls (respond to damage and ageing)	70	-	70	-	-	-	70	-	
Merri Ck Parklands Quarries Park, Clifton Hill - Replace furniture near picnic area & playground	60	-	60	-	-	-	60	-	
Golden Square, Richmond - Park & playground design	50	-	50	-	-	10	40	-	
Merri Ck Parklands Quarries Park, Clifton Hill - Renewal of Quarries Park Adventure Playground (structure and elements)	50	-	50	-	-	-	50	-	
Open Space Minor Works - Minor irrigation renewals due to damaged/failed equipment and water efficiency initiatives	50	-	50	-	-	-	50	-	
Open Space Minor Works - Minor playground works due to equipment failure and vandalism	50	-	50	-	-	-	50	-	
Open Space Minor Works - Minor repairs to park paths (safety issues)	50	-	50	-	-	-	50	-	
Open Space Minor Works - Minor turf renewals in response to audits, community requests and wear & tear	50	-	50	-	-	-	50	-	
Inner Circle Park, Hardy Gallagher Reserve, Carlton Nth - Path renewal	40	-	40	-	-	5	35	-	
McConchie Reserve, Richmond - Planting of mulched garden beds	35	-	35	-	-	-	35	-	
Merri Ck Parklands - Hall Reserve, Clifton Hill - Labyrinth wetland design	35	-	35	-	-	-	35	-	
Burnley Park, Richmond - Playground design	30	-	30	-	-	-	30	-	
Merri Ck Parklands/ Hall Reserve, Clifton Hill - Renew seating and picnic equipment	30	-	30	-	-	-	30	-	
Smith Reserve, Fitzroy - Playground design & documentation	30	-	30	-	-	15	15	-	
Land Purchase (via the OSR) - Purchase of Land	2,000	2,000	-	-	-	2,000	-	-	
New Pocket Park - Charlotte Street Design and Documentation (Road Discontinuance to create new pocket park)next to the Richmond Library	180	180	-	-	-	90	90	-	
Design works for Implementation of the Open Space Strategy - Consultation, design and approvals for new open space in Yarra including investigating possible options in Cremorne, and initial consideration of a possible community space at the western end of Cameron St, Richmond.	150	150	-	-	-	150	-	-	

Capital Works Area	Project Cost \$'000	Asset expenditure types				Summary of Funding Sources			
		New \$'000	Renewal \$'000	Upgrade \$'000	Expansion \$'000	Grants \$'000	Contrib. \$'000	Council cash \$'000	Borrowings \$'000
<b>Other Infrastructure</b>									
Replacement of Street Furniture (Seats, bollards. Etc)	80	-	80	-	-	-	-	80	-
Replacement of Public /Street Lights	25	-	25	-	-	-	-	25	-
Street Signs - rolling program to replace signs	25	-	25	-	-	-	-	25	-
LAPM 3- Scotchmer(Area bounded by May St, St Georges Rd, Brunswick St, Nicholson St, and Alexandra Pde)	340	-	-	340	-	-	-	340	-
LAPM 2- North Carlton(Area bounded by Park St, Lygon St, Princes Str and Nicholson St.)	369	-	-	369	-	-	-	369	-
LAPM 13- Abbotsford(Area bounded by Johnston St, Hoddle St, Victoria St and the Yarra River.)	145	-	-	145	-	-	-	145	-
Spot Safety infrastructure upgrades	380	-	-	380	-	-	-	380	-
Bicycle Network upgrades (various works)	340	-	-	340	-	-	-	340	-
LAPM 9- Rose(Area bounded by Alexandra Pde, Nicholson St, Johnston St and Smith St.)	220	-	-	220	-	-	-	220	-
Pedestrian Provisions	150	-	-	150	-	-	-	150	-
LAPM 15- Highett(Area bounded by Victoria St, Church St, Bridge Rd, and Burnley St.)	30	-	-	30	-	-	-	30	-
LAPM 6- East Clifton Hill(Area bounded by the Yarra River, Heidelberg Rd, Hoddle St, Johnston St and Merri Crk.)	30	-	-	30	-	-	-	30	-
Safety around Schools	30	-	-	30	-	-	-	30	-
LAPM 19- Bendigo(Area bounded by Bridge Rd, Burnley St, Swan St, and the Yarra River.)	10	-	-	10	-	-	-	10	-
<b>TOTAL INFRASTRUCTURE</b>	<b>19,401</b>	<b>4,446</b>	<b>12,861</b>	<b>2,094</b>	<b>-</b>	<b>906</b>	<b>2,270</b>	<b>16,225</b>	<b>-</b>
<b>TOTAL NEW CAPITAL WORKS</b>	<b>38,859</b>	<b>9,376</b>	<b>26,572</b>	<b>2,912</b>	<b>-</b>	<b>10,844</b>	<b>2,700</b>	<b>25,316</b>	<b>-</b>

#### 4.5.3 Works carried forward from the 2021/22 year

Capital Works Area	Project Cost \$'000	Asset expenditure types				Summary of Funding Sources			
		New \$'000	Renewal \$'000	Upgrade \$'000	Expansion \$'000	Grants \$'000	Contrib. \$'000	Council cash \$'000	Borrowings \$'000
<b>PROPERTY</b>									
<b>Buildings</b>									
Dights Mill Site (inc. Pump Station, Sluice Valve & Deck)	170	-	170	-	-	-	-	170	-
Richmond Town Hall- Walls	1,025	-	1,025	-	-	-	-	1,025	-
Collingwood Town Hall- External works	150	-	150	-	-	-	-	150	-
Fitzroy Town Hall- Structural repairs	450	-	450	-	-	-	-	450	-
Fitzroy Town Hall- Mechanical	1,020	-	1,020	-	-	-	-	1,020	-
Richmond Town Hall - Plumbing	100	-	100	-	-	-	-	100	-
Workshop and Administration - Clifton Hill Depot- Electrical	158	-	158	-	-	-	-	158	-
Carlton Hall- Master Plan works	314	-	314	-	-	-	-	314	-

Capital Works Area	Project Cost \$'000	Asset expenditure types				Summary of Funding Sources			
		New \$'000	Renewal \$'000	Upgrade \$'000	Expansion \$'000	Grants \$'000	Contrib. \$'000	Council cash \$'000	Borrowings \$'000
Richmond Town Hall- Mechanical and various works	275	-	275	-	-	-	-	275	-
Panther Pavilion - Fairfield Park	440	-	440	-	-	-	-	440	-
Brunswick Street Oval Precinct Redevelopment	70	70	-	-	-	-	-	70	-
Collingwood Leisure Centre- Electrification works	100	-	-	100	-	-	-	100	-
Pavilion - Ryan's Reserve	200	-	-	200	-	200	-	-	-
<b>TOTAL PROPERTY</b>	<b>4,472</b>	<b>70</b>	<b>4,102</b>	<b>300</b>	<b>-</b>	<b>200</b>	<b>-</b>	<b>4,272</b>	<b>-</b>
<b>PLANT AND EQUIPMENT</b>									
<b>Computers and Telecommunications</b>									
IS - Inter/Intranet software	130	-	130	-	-	-	-	130	-
IS - Unified Communications	175	-	175	-	-	-	-	175	-
IS - Network infrastructure	152	-	152	-	-	-	-	152	-
IS - PC Replacement program	254	-	254	-	-	-	-	254	-
<b>Plant, Machinery and Equipment</b>									
Trucks	500	-	500	-	-	-	-	500	-
<b>TOTAL PLANT AND EQUIPMENT</b>	<b>1,212</b>	<b>-</b>	<b>1,212</b>	<b>-</b>	<b>-</b>	<b>-</b>	<b>-</b>	<b>1,212</b>	<b>-</b>
<b>INFRASTRUCTURE</b>									
<b>Roads</b>									
Brunswick Street North (Park St and Scotchmer St), Footpath	150	-	150	-	-	-	-	150	-
Bosisto St, Richmond (Bridge Rd To Cameron St)- Pavement	150	-	150	-	-	-	-	150	-
Brunswick Street North (Holden St and Park St), Pavement	135	-	135	-	-	-	-	135	-
Brunswick Street North (Park St and Scotchmer St), Pavement	141	-	141	-	-	-	-	141	-
<b>Bridges</b>									
Holden Street Bridge (Koonda Lat)	58	-	58	-	-	-	-	58	-
Gipps Street (Collins Bridge)	50	-	50	-	-	-	-	50	-
<b>Footpaths and Cycleways</b>									
Brunswick St, Fitzroy (Park St To Scotchmer St), Footpath	50	-	50	-	-	-	-	50	-
Nicholson Street Activity Centre	57	-	57	-	-	-	-	57	-
<b>Parks, Open Space and Streetscapes</b>									
Langdon Reserve, Fitzroy North- Playground	30	-	30	-	-	-	5	25	-
Smith Reserve, Fitzroy- Playground	30	-	30	-	-	-	25	5	-
Curtain Square, Carlton Nth- Playground	50	-	50	-	-	-	-	50	-
Golden Square, Richmond- Playground	45	-	45	-	-	-	10	35	-
Alphington Park, Fairfield- Playground	115	-	115	-	-	-	30	85	-
Citizens Park, Richmond- Playground	160	-	160	-	-	-	-	160	-
Cairns Reserve, Richmond- Playground	63	-	63	-	-	-	-	63	-
Batman St Reserve- Playground, Fitzroy North	50	-	50	-	-	-	-	50	-
Edinburgh Gardens, Fitzroy North- Sports	318	-	318	-	-	135	-	183	-
Atherton Reserve, Fitzroy-Sports facilities	70	-	-	70	-	-	40	30	-
Ramsden St Oval, Clifton Hill- Sports	45	-	45	-	-	-	-	45	-

Capital Works Area	Project Cost \$'000	Asset expenditure types				Summary of Funding Sources			
		New \$'000	Renewal \$'000	Upgrade \$'000	Expansion \$'000	Grants \$'000	Contrib. \$'000	Council cash \$'000	Borrowings \$'000
Burnley Golf Course, Richmond-Irrigation	115	-	115	-	-	-	-	115	-
Burnley Golf Course, Richmond-Walls and Fences	195	-	195	-	-	-	-	195	-
Burnley Golf Course, Richmond-Pathway	167	-	167	-	-	-	-	167	-
Edinburgh Gardens, Fitzroy North-Raingarden works	115	-	115	-	-	-	-	115	-
Burnley Golf Course, Richmond-Major works	1,500	-	1,500	-	-	-	-	1,500	-
Burnley Golf Course, Richmond-Turf	110	-	110	-	-	-	-	110	-
Cambridge Street Reserve, Collingwood- Turf	1,554	1,554	-	-	-	1,300	350	96	-
Coate Park, Fairfield- Park Furniture	20	-	20	-	-	-	-	20	-
Otter Street Pocket Park	900	900	-	-	-	1,092	-	192	-
<b>Other Infrastructure</b>									
Federal Spot Safety Program	772	-	-	772	-	772	-	-	-
Pedestrian Infrastructure in Cremorne	95	95	-	-	-	-	-	95	-
Gleadell St/Highett St Threshold Treatment	150	150	-	-	-	-	-	150	-
LAPM 3- Traffic management works	320	-	-	320	-	-	-	320	-
LAPM 13- Traffic management works	1,336	-	-	1,336	-	448	-	888	-
Safety Around Schools	60	-	-	60	-	-	-	60	-
LATM 15 - Traffic management works	50	-	-	50	-	-	-	50	-
LATM 19 - Traffic management works	338	-	-	338	-	250	-	88	-
<b>TOTAL INFRASTRUCTURE</b>	<b>9,562</b>	<b>2,699</b>	<b>3,917</b>	<b>2,946</b>	<b>-</b>	<b>3,997</b>	<b>460</b>	<b>5,105</b>	<b>-</b>
<b>TOTAL CARRIED FORWARD CAPITAL WORKS 2021/22</b>	<b>15,246</b>	<b>2,769</b>	<b>9,231</b>	<b>3,246</b>	<b>-</b>	<b>4,197</b>	<b>460</b>	<b>10,589</b>	<b>-</b>

## Summary of Planned Capital Works Expenditure

For the years ending 30 June 2024,  
2025 & 2026

2023/24	Asset Expenditure Types					Funding Sources				
	Total	New	Renewal	Expansion	Upgrade	Total	Grants	Contributions	Council Cash	Borrowings
	\$'000	\$'000	\$'000	\$'000	\$'000	\$'000	\$'000	\$'000	\$'000	\$'000
<b>Property</b>										
Buildings	17,832	9,680	5,752	-	2,400	17,832	6,043	-	11,789	-
<b>Total Buildings</b>	<b>17,832</b>	<b>9,680</b>	<b>5,752</b>	<b>-</b>	<b>2,400</b>	<b>17,832</b>	<b>6,043</b>	<b>-</b>	<b>11,789</b>	<b>-</b>
<b>Total Property</b>	<b>17,832</b>	<b>9,680</b>	<b>5,752</b>	<b>-</b>	<b>2,400</b>	<b>17,832</b>	<b>6,043</b>	<b>-</b>	<b>11,789</b>	<b>-</b>
<b>Plant and Equipment</b>										
Plant, machinery and equipment	1,767	155	1,612	-	-	1,767	-	540	1,227	-
Fixtures, fittings and furniture	239	-	239	-	-	239	-	-	239	-
Computers and telecommunications	1,789	10	1,779	-	-	1,789	-	-	1,789	-
Library books	650	-	650	-	-	650	-	-	650	-
<b>Total Plant and Equipment</b>	<b>4,445</b>	<b>165</b>	<b>4,280</b>	<b>-</b>	<b>-</b>	<b>4,445</b>	<b>-</b>	<b>540</b>	<b>3,905</b>	<b>-</b>
<b>Infrastructure</b>										
Roads	5,200	-	5,200	-	-	5,200	259	-	4,941	-
Bridges	50	-	50	-	-	50	-	-	50	-
Footpaths and cycleways	1,875	180	1,674	-	21	1,875	-	-	1,875	-
Drainage	2,316	359	1,957	-	-	2,316	181	-	2,135	-
Waste management	80	-	80	-	-	80	-	-	80	-
Parks, open space and streetscapes	11,075	7,350	3,725	-	-	11,075	1,000	5,905	4,170	-
Off street car parks	58	-	58	-	-	58	-	-	58	-
Other infrastructure	2,955	-	130	-	2,825	2,955	-	-	2,955	-
<b>Total Infrastructure</b>	<b>23,609</b>	<b>7,889</b>	<b>12,874</b>	<b>-</b>	<b>2,846</b>	<b>23,609</b>	<b>1,440</b>	<b>5,905</b>	<b>16,264</b>	<b>-</b>
<b>Total Capital Works Expenditure</b>	<b>45,886</b>	<b>17,734</b>	<b>22,906</b>	<b>-</b>	<b>5,246</b>	<b>45,886</b>	<b>7,483</b>	<b>6,445</b>	<b>31,957</b>	<b>-</b>

2024/25	Asset Expenditure Types					Funding Sources				
	Total	New	Renewal	Expansion	Upgrade	Total	Grants	Contributions	Council Cash	Borrowings
	\$'000	\$'000	\$'000	\$'000	\$'000	\$'000	\$'000	\$'000	\$'000	\$'000
<b>Property</b>										
Buildings	20,460	10,172	3,088	-	7,200	20,460	8,622	-	11,838	-
<b>Total Buildings</b>	<b>20,460</b>	<b>10,172</b>	<b>3,088</b>	<b>-</b>	<b>7,200</b>	<b>20,460</b>	<b>8,622</b>	<b>-</b>	<b>11,838</b>	<b>-</b>
<b>Total Property</b>	<b>20,460</b>	<b>10,172</b>	<b>3,088</b>	<b>-</b>	<b>7,200</b>	<b>20,460</b>	<b>8,622</b>	<b>-</b>	<b>11,838</b>	<b>-</b>
<b>Plant and Equipment</b>										
Plant, machinery and equipment	2,041	-	2,041	-	-	2,041	-	545	1,496	-
Fixtures, fittings and furniture	140	-	140	-	-	140	-	-	140	-
Computers and telecommunications	1,705	-	1,705	-	-	1,705	-	-	1,705	-
Library books	660	-	660	-	-	660	-	-	660	-
<b>Total Plant and Equipment</b>	<b>4,546</b>	<b>-</b>	<b>4,546</b>	<b>-</b>	<b>-</b>	<b>4,546</b>	<b>-</b>	<b>545</b>	<b>4,001</b>	<b>-</b>
<b>Infrastructure</b>										
Roads	5,410	-	5,410	-	-	5,410	259	-	5,151	-
Bridges	50	-	50	-	-	50	-	-	50	-
Footpaths and cycleways	1,371	-	1,371	-	-	1,371	-	-	1,371	-
Drainage	1,728	-	1,728	-	-	1,728	-	-	1,728	-
Waste management	85	-	85	-	-	85	-	-	85	-
Parks, open space and streetscapes	7,470	5,150	2,320	-	-	7,470	100	5,600	1,770	-
Off street car parks	60	-	60	-	-	60	-	-	60	-
Other infrastructure	1,674	-	130	-	1,544	1,674	-	-	1,674	-
<b>Total Infrastructure</b>	<b>17,848</b>	<b>5,150</b>	<b>11,154</b>	<b>-</b>	<b>1,544</b>	<b>17,848</b>	<b>359</b>	<b>5,600</b>	<b>11,889</b>	<b>-</b>
<b>Total Capital Works Expenditure</b>	<b>42,853</b>	<b>15,322</b>	<b>18,787</b>	<b>-</b>	<b>8,744</b>	<b>42,853</b>	<b>8,981</b>	<b>6,145</b>	<b>27,727</b>	<b>-</b>

2025/26	Asset Expenditure Types					Funding Sources				
	Total	New	Renewal	Expansion	Upgrade	Total	Grants	Contributions	Council Cash	Borrowings
	\$'000	\$'000	\$'000	\$'000	\$'000	\$'000	\$'000	\$'000	\$'000	\$'000
<b>Property</b>										
Buildings	17,595	10,507	6,958	-	130	17,595	9,889	-	7,706	-
<b>Total Buildings</b>	<b>17,595</b>	<b>10,507</b>	<b>6,958</b>	<b>-</b>	<b>130</b>	<b>17,595</b>	<b>9,889</b>	<b>-</b>	<b>7,706</b>	<b>-</b>
<b>Total Property</b>	<b>17,595</b>	<b>10,507</b>	<b>6,958</b>	<b>-</b>	<b>130</b>	<b>17,595</b>	<b>9,889</b>	<b>-</b>	<b>7,706</b>	<b>-</b>
<b>Plant and Equipment</b>										
Plant, machinery and equipment	2,066	-	2,066	-	-	2,066	-	545	1,521	-
Fixtures, fittings and furniture	140	-	140	-	-	140	-	-	140	-
Computers and telecommunications	2,040	10	2,030	-	-	2,040	-	-	2,040	-
Library books	670	-	670	-	-	670	-	-	670	-
<b>Total Plant and Equipment</b>	<b>4,916</b>	<b>10</b>	<b>4,906</b>	<b>-</b>	<b>-</b>	<b>4,916</b>	<b>-</b>	<b>545</b>	<b>4,371</b>	<b>-</b>
<b>Infrastructure</b>										
Roads	6,328	-	6,328	-	-	6,328	259	-	6,069	-
Bridges	50	-	50	-	-	50	-	-	50	-
Footpaths and cycleways	2,196	-	2,090	-	106	2,196	-	-	2,196	-
Drainage	1,277	-	1,277	-	-	1,277	-	-	1,277	-
Waste management	85	-	85	-	-	85	-	-	85	-
Parks, open space and streetscapes	8,950	5,150	3,800	-	-	8,950	100	6,050	2,800	-
Off street car parks	60	-	60	-	-	60	-	-	60	-
Other infrastructure	1,806	-	110	-	1,696	1,806	-	-	1,806	-
<b>Total Infrastructure</b>	<b>20,752</b>	<b>5,150</b>	<b>13,800</b>	<b>-</b>	<b>1,802</b>	<b>20,752</b>	<b>359</b>	<b>6,050</b>	<b>14,343</b>	<b>-</b>
<b>Total Capital Works Expenditure</b>	<b>43,264</b>	<b>15,667</b>	<b>25,664</b>	<b>-</b>	<b>1,932</b>	<b>43,264</b>	<b>10,248</b>	<b>6,595</b>	<b>26,421</b>	<b>-</b>

## 5. Financial performance indicators

The following table highlights Council's current and projected performance across a range of key financial performance indicators. These indicators provide a useful analysis of Council's financial position and performance and should be interpreted in the context of the organisation's objectives.

The financial performance indicators below are the prescribed financial performance indicators contained in Part 3 of Schedule 3 of the *Local Government (Planning and Reporting) Regulations 2020*. Results against these indicators will be reported in Council's Performance Statement included in the Annual Report.

Indicator	Measure	Notes	Actual	Forecast	Budget	Projections			Trend
			2020/21	2021/22	2022/23	2023/24	2024/25	2025/26	+/-
<b>Operating position</b>									
Adjusted underlying result	Adjusted underlying surplus (deficit) / Adjusted underlying revenue	1	(0.30%)	(6.07%)	(3.09%)	(2.50%)	0.77%	2.22%	+
<b>Liquidity</b>									
Working Capital	Current assets / current liabilities	2	184.56%	160.26%	155.80%	128.56%	113.18%	102.02%	-
Unrestricted cash	Unrestricted cash / current liabilities	3	86.02%	65.91%	68.39%	44.61%	27.06%	14.32%	-
<b>Obligations</b>									
Loans and borrowings	Interest bearing loans and borrowings / rate revenue	4	48.67%	32.44%	43.86%	37.90%	32.11%	26.53%	+
Loans and borrowings	Interest and principal repayments on interest bearing loans and borrowings / rate revenue		2.70%	29.59%	4.25%	6.02%	5.85%	5.70%	o
Indebtedness	Non-current liabilities / own source revenue		29.62%	22.37%	26.65%	22.48%	18.47%	14.73%	+
Asset renewal	Asset renewal and upgrade expense / Asset depreciation	5	142.63%	142.63%	118.71%	111.11%	106.56%	104.78%	o
<b>Stability</b>									
Rates concentration	Rate revenue / adjusted underlying revenue	6	62.11%	60.24%	57.13%	56.56%	56.50%	56.76%	o
Rates effort	Rate revenue / CIV of rateable properties in the municipality		0.20%	0.20%	0.19%	0.19%	0.19%	0.18%	o
<b>Efficiency</b>									
Expenditure level	Total expenses/ no. of property assessments		\$3,486.41	\$3,562.27	\$3,770.90	\$3,802.98	\$3,733.67	\$3,641.27	+
Revenue level	Total rate revenue / no. of property assessments		\$2,036.85	\$2,079.47	\$2,155.53	\$2,181.39	\$2,207.47	\$2,192.90	+

### Key to Forecast Trend:

- + Forecasts improvement in Council's financial performance/financial position indicator
- o Forecasts that Council's financial performance/financial position indicator will be steady
- Forecasts deterioration in Council's financial performance/financial position indicator

### Notes to indicators

#### 1. Adjusted underlying result

An indicator of the sustainable operating result required to enable Council to continue to provide core services and meet its objectives. Improvement in financial performance expected over the period, although continued losses means reliance on Councils' cash reserves or increased debt to maintain services.

#### 2. Working Capital

The proportion of current liabilities represented by current assets. Working capital is forecast to increase in the forward periods.

#### 3. Debt compared to rates

Trend indicates Council's reducing reliance on debt against its annual revenue through redemption of long term debts.

#### 4. Asset renewal

This percentage indicates the extent of Council's renewal of assets against its depreciation charge (an indication of the decline in value of its existing capital assets). A percentage greater than 100% indicates Council is maintaining its existing assets, while a percentage less than 100% means its assets are deteriorating faster than they are being renewed and future capital expenditure will be required to renew assets.

#### 5. Rates concentration

Reflects extent of reliance on rate revenues to fund all of Councils' on-going services.

## 6. Schedule of Fees and Charges

This appendix presents the fees and charges of a statutory/non-statutory nature which will be charged in respect to various goods and services during the financial year 2022/23. The non-statutory fees and charges are based on information available at the time of publishing and may vary during the financial year subject to any changes in Council's policy. The statutory fees are set by statute and are made in accordance with legislative requirements. These fees are updated as of 1 July 2022 and will be reflected on Council's website.





Fees & Charges

---

Yarra City Council

# Table Of Contents

<b>City of Yarra</b> .....	<b>6</b>
<b>Property &amp; Rating Fees</b> .....	<b>6</b>
<b>Governance Support</b> .....	<b>6</b>
<b>Libraries</b> .....	<b>6</b>
Library Merchandise .....	6
Photocopies.....	7
Book Sales .....	7
<b>Finance</b> .....	<b>7</b>
<b>Aged &amp; Disability Services</b> .....	<b>7</b>
Home Care, Personal Care and Respite Care.....	7
Personal Care .....	8
Respite Care .....	9
Home Maintenance.....	10
Delivered / Centre Meals.....	11
Willowview .....	11
Community Transport .....	12
Home Care Packages (HCP).....	12
<b>Parking Services</b> .....	<b>12</b>
Parking Meter Rates.....	12
Parking Permits .....	13
Parking Occupation Fees .....	13
Towing & Impounding Fees.....	13
Parking Offence Fees.....	14
<b>Local Laws / Legislative Services</b> .....	<b>14</b>
Public Space Licences.....	15
<b>Animal Control</b> .....	<b>16</b>
Community Amenity (Local Laws and Animal Control) .....	16
<b>Food Premises</b> .....	<b>17</b>
Class 1 or Class 2 Premises.....	17
Class 3 and Not for Profit Class 1 and 2 Food Premises .....	18
Not for Profit Class 3 Food Premises.....	18
Temporary and Mobile Food Premises .....	18
<b>Aquatic Facilities</b> .....	<b>19</b>
<b>Prescribed Accommodation Premises</b> .....	<b>19</b>
Commercial.....	19
Not For Profit .....	19
<b>Premises Providing Personal Services</b> .....	<b>20</b>
<b>Other Fees</b> .....	<b>20</b>
<b>Information/Service Fees</b> .....	<b>20</b>
<b>Recreation</b> .....	<b>20</b>
Multi-purpose Sporting Facilities .....	20

# Table Of Contents [continued]

<b>Construction Management Support Unit</b> .....	<b>23</b>
Permit Inspections .....	23
Asset Protection Permit.....	23
Vehicle Crossing Permit .....	23
Road / Footpath Occupation Permit .....	23
Skip Bin Permit.....	24
Filming & Commercial Still Photography Permit .....	24
Road / Footpath Openings .....	24
<b>Child Care</b> .....	<b>25</b>
Late Fee – Childrens Services .....	25
Outside School Hours Care.....	26
Long Day Care .....	26
Pre School 3 Year Olds.....	26
Funded Kindergarten .....	26
Occasional Child Care .....	26
Youth Services.....	26
Hire of Meeting Rooms – Connie Benn Centre.....	26
Hire of Community Facility - The Stables .....	27
<b>Maternal &amp; Child Health</b> .....	<b>28</b>
Vaccine .....	28
Vaccine – No Charge.....	28
<b>Planning &amp; Subdivision</b> .....	<b>28</b>
Amendments to Planning Scheme .....	28
Applications for permits Reg 9 Type of Permit Application.....	29
Reg 9 Single Dwellings.....	29
Reg 9 VICSMART Applications .....	29
Reg 9 Other Development .....	29
Reg 9 Subdivision .....	30
Certification .....	30
Revised Plans Amend an application for a permit after notice has been given – Reg 12 .....	30
Other Applicable Statutory Fees.....	30
Planning schedule of permit application revision fees under section 57a – Reg 12 Type of Permit Application .....	31
Reg 12 Single Dwellings .....	31
Reg 12 Other Development .....	31
Reg 12 Subdivision .....	31
Reg 11 Permit Amendment Fees.....	32
Reg 11 Single Dwellings .....	32
Reg 11 VICSMART Applications which meet the VicSmart criteria.....	33
Reg 11 Other Development.....	33
Reg 11 Subdivision .....	33
Reg 8 Recertification.....	33

# Table Of Contents [continued]

Reg 12 Revised Plans Amend an application for an amendment to a permit after notice has been given.....	33
Other Applicable Statutory Fees.....	33
Reg 12 Planning schedule of permit amendment revision fees under Section 57A Type of Permit Amendment.....	34
Reg 12 Single Dwellings .....	34
Reg 12 Other Development .....	34
Reg 12 Subdivision .....	35
Other Fees.....	35
Request to extend expiry date of a permit.....	35
Request to amend a permit/plans Secondary Consent (other than under s72).....	36
If the estimated cost of any additional development to be permitted by the amendment is .....	36
Planning Scheme Amendment.....	36
Archive Request .....	37
<b>Building Control/Regulation.....</b>	<b>37</b>
Lodgement Fees (building work permit).....	37
Building Permit Fees.....	37
<b>Hire of Town Halls .....</b>	<b>40</b>
<b>Community Halls .....</b>	<b>41</b>
Small Community Spaces .....	41
Medium Community Spaces .....	41
Large Community Spaces .....	41
Performance Spaces (Richmond Theatrette) .....	42
<b>Parks and Open Space .....</b>	<b>42</b>
Site Fees, Occupation Charges & Other Usage Charges .....	42
Fairfield Amphitheatre .....	42
Burnley Circus Site .....	43
Permits .....	43
<b>Yarra Leisure Centres .....</b>	<b>44</b>
Casual Entry .....	44
Bulk Tickets .....	44
Lane Hire .....	44
Debit Fees .....	45
Program Classes .....	45
Gym .....	45
Personal Training .....	46
Swim Lessons .....	46
Programs – Myotherapy .....	47
Yarra Triathlon Programs .....	47
Miscellaneous.....	47
Burnley Golf Course .....	47
<b>Engineering Planning .....</b>	<b>48</b>
Drainage Fees (Levy) .....	48

## Table Of Contents [continued]

Waste Management .....	48
Urban Agriculture .....	48

Name	Unit of measure	GST	Year 21/22 Fee (incl. GST)	Year 22/23 Fee (incl. GST)	Increase %	Increase \$	Statutory
------	-----------------	-----	----------------------------------	----------------------------------	---------------	----------------	-----------

## City of Yarra

### Property & Rating Fees

Land information certificates	Per Certificate	N	\$27.00	\$27.00	0.00%	\$0.00	Y
Land information certificates – 24 hour turnaround (online application only)	Per Certificate	N	\$72.80	\$74.10	1.79%	\$1.30	N
Non-Rateable Garbage Charge	Per service	N	\$395.85	\$403.00	1.81%	\$7.15	N
Retrospective Valuation Certificate	Per Certificate	Y	\$106.00	\$108.00	1.89%	\$2.00	N
Payment Arrangement fee (Rates – Referred for Legal Action)	Per Arrangement	Y	\$6.20	\$6.30	1.61%	\$0.10	N
Rate Notice reproduction	Per Notice	N	\$27.90	\$28.40	1.79%	\$0.50	N
Debt Recovery Field Call	Per Notice	N	\$60.90	\$62.00	1.81%	\$1.10	N
Debt Recovery Administration	Per Referral	N	\$45.70	\$46.50	1.75%	\$0.80	N
Debt Recovery Administration Summons Trace successful	Per Trace	N	\$152.00	\$154.50	1.64%	\$2.50	N
Debt Recovery Administration Summons Trace unsuccessful	Per Trace	N	\$101.50	\$103.50	1.97%	\$2.00	N
Debt Recovery Title Search	Per Search	N	\$26.00	\$26.45	1.73%	\$0.45	N
Debt Recovery Company Search	Per Search	N	\$26.00	\$26.45	1.73%	\$0.45	N

### Governance Support

Freedom of information requests		N	\$30.10	\$30.10	0.00%	\$0.00	Y
---------------------------------	--	---	---------	---------	-------	--------	---

### Libraries

Book delivery	per delivery	Y	\$12.70	\$15.00	18.11%	\$2.30	N
Damaged / Lost Books	Per item	Y	Cost + \$13.00 (incl. GST)				N
			Min. Fee excl. GST: \$11.64				
Damaged / Lost Magazines	Per item	Y	Cost + \$4.00 (incl. GST)				N
			Min. Fee excl. GST: \$4.00				
Lost Card	Per item	Y	\$4.00	\$4.00	0.00%	\$0.00	N
Inter Library Loans	Per item	Y	\$28.50	\$28.80	1.05%	\$0.30	N
Reservations	Per item	N	No Charge				N
Word Processing	Per Session	Y	No Charge				N
Internet Access	Per Session	Y	No Charge				N

### Library Merchandise

Library Bags	Per Bag	Y	\$3.50	\$4.00	14.29%	\$0.50	N
Library USBs	Per USB	Y	\$8.00	\$8.10	1.25%	\$0.10	N
Library Keep Cups	Per Cup	Y	\$15.00	\$15.00	0.00%	\$0.00	N

Name	Unit of measure	GST	Year 21/22 Fee (incl. GST)	Year 22/23 Fee (incl. GST)	Increase %	Increase \$	Statutory
------	-----------------	-----	----------------------------------	----------------------------------	---------------	----------------	-----------

## Photocopies

Photocopies A4	Per Copy	Y	\$0.20	\$0.20	0.00%	\$0.00	N
Photocopies A3	Per Copy	Y	\$0.40	\$0.40	0.00%	\$0.00	N
Photocopies A4 (colour)	Per Copy	Y	\$1.10	\$1.10	0.00%	\$0.00	N
Photocopies A3 (colour)	Per Copy	Y	\$2.10	\$2.10	0.00%	\$0.00	N

## Book Sales

Book delivery	per delivery	N	\$12.50	\$15.00	20.00%	\$2.50	N
Hardbacks	Per Sale	Y	\$3.00	\$3.00	0.00%	\$0.00	N
Paperbacks	Per Sale	Y	\$1.50	\$1.55	3.33%	\$0.05	N
Magazines	Per Sale	Y	\$0.50	\$0.50	0.00%	\$0.00	N
Bag of Books	Per Bag	Y	\$5.00	\$5.00	0.00%	\$0.00	N

## Finance

Credit Card Surcharge	Per Transaction	Y	0.5% to payments made via Credit Card				N
Dishonoured Cheque Administration Fee	Per Cheque	Y	\$37.00	\$37.65	1.76%	\$0.65	N
Dishonoured Direct Debt Administration Fee	Per Cheque	Y	\$37.00	\$37.65	1.76%	\$0.65	N

## Aged & Disability Services

### Home Care, Personal Care and Respite Care

#### Home Care General – Low Fee Range

Home Care General Low fee range – Single Up to \$28,605	Per hour	N	\$4.30	\$4.40	2.33%	\$0.10	N
Home Care General Low fee range – Single \$28,605 to \$39,089 (CHSP)	Per hour	N	\$6.65	\$6.75	1.50%	\$0.10	N
Home Care General Low fee range – Single \$28,605 to \$39,089 (HACCPYP)	Per hour	N	\$6.30	\$6.30	0.00%	\$0.00	N
Home Care General Low fee range – Couple Up to \$59,802 (CHSP)	Per hour	N	\$6.70	\$6.80	1.49%	\$0.10	N
Home Care General Low fee range – Couple Up to \$59,802 (HACCPYP)	Per hour	N	\$6.30	\$6.30	0.00%	\$0.00	N
Home Care General Low fee range – Family Up to \$66,009 (CHSP)	Per hour	N	\$6.70	\$6.80	1.49%	\$0.10	N
Home Care General Low fee range – Family Up to \$66,009 (HACCPYP)	Per hour	N	\$6.30	\$6.30	0.00%	\$0.00	N

#### Home Care General – Medium Fee Range

Home Care General Medium fee range – Single \$39,089 to \$54,795	Per hour	N	\$9.50	\$9.65	1.58%	\$0.15	N
--	----------	---	--------	--------	-------	--------	---

Name	Unit of measure	GST	Year 21/22 Fee (incl. GST)	Year 22/23 Fee (incl. GST)	Increase %	Increase \$	Statutory
------	-----------------	-----	----------------------------------	----------------------------------	---------------	----------------	-----------

## Home Care General – Medium Fee Range [continued]

Home Care General Medium fee range – Single \$54,795 to \$70,501	Per hour	N	\$12.30	\$12.50	1.63%	\$0.20	N
Home Care General Medium fee range – Single \$70,501 to \$86,208	Per hour	N	\$15.00	\$15.25	1.67%	\$0.25	N
Home Care General Medium fee range – Couple \$59,802 to \$78,283	Per hour	N	\$11.15	\$11.35	1.79%	\$0.20	N
Home Care General Medium fee range – Couple \$78,283 to \$96,764	Per hour	N	\$14.15	\$14.40	1.77%	\$0.25	N
Home Care General Medium fee range – Couple \$96,764 to \$115,245 (CHSP)	Per hour	N	\$16.70	\$17.00	1.80%	\$0.30	N
Home Care General Medium fee range – Couple \$96,764 to \$115,245 (HACCPYP)	Per hour	N	\$15.70	\$15.70	0.00%	\$0.00	N
Home Care General Medium fee range – Family \$66,009 to \$83,521	Per hour	N	\$11.15	\$11.35	1.79%	\$0.20	N
Home Care General Medium fee range – Family \$83,521 to \$101,033	Per hour	N	\$14.15	\$14.40	1.77%	\$0.25	N
Home Care General Medium fee range – Family \$101,033 to \$118,546 (CHSP)	Per hour	N	\$16.70	\$17.00	1.80%	\$0.30	N
Home Care General Medium fee range – Family \$101,033 to \$118,546 (HACCPYP)	Per hour	N	\$15.70	\$15.70	0.00%	\$0.00	N

## Home Care General – High Fee Range

Home Care General High Range – Single Above \$86,208	Per hour	N	\$36.50	\$37.15	1.78%	\$0.65	N
Home Care General High Range – Couple Above \$115,245	Per hour	N	\$36.50	\$37.15	1.78%	\$0.65	N
Home Care General High Range – Family Above \$118,546	Per hour	N	\$36.50	\$37.15	1.78%	\$0.65	N

## Personal Care

### Personal Care – Low Fee Range

Personal Care Low fee range – Single Up to \$28,605	Per hour	N	\$4.20	\$4.25	1.19%	\$0.05	N
Personal Care Low fee range – Single \$28,605 to \$39,089	Per hour	N	\$4.95	\$5.05	2.02%	\$0.10	N
Personal Care Low fee range – Couple Up to \$44,309	Per hour	N	\$4.20	\$4.25	1.19%	\$0.05	N
Personal Care Low fee range – Couple \$44,309 to \$59,802	Per hour	N	\$4.95	\$5.05	2.02%	\$0.10	N
Personal Care Low fee range – Family Up to \$44,309	Per hour	N	\$4.20	\$4.25	1.19%	\$0.05	N
Personal Care Low fee range – Family \$44,309 to \$66,009	Per hour	N	\$4.95	\$5.05	2.02%	\$0.10	N



Name	Unit of measure	GST	Year 21/22 Fee (incl. GST)	Year 22/23 Fee (incl. GST)	Increase %	Increase \$	Statutory
------	-----------------	-----	----------------------------------	----------------------------------	---------------	----------------	-----------

## Personal Care – Medium Fee Range

Personal Care General Medium fee range – Single \$39,089 to \$54,795	Per hour	N	\$7.85	\$8.00	1.91%	\$0.15	N
Personal Care General Medium fee range – Single \$54,795 to \$70,501	Per hour	N	\$8.25	\$8.40	1.82%	\$0.15	N
Personal Care General Medium fee range – Single \$70,501 to \$86,208	Per hour	N	\$9.05	\$9.20	1.66%	\$0.15	N
Personal Care General Medium fee range – Couple \$59,802 to \$78,283	Per hour	N	\$7.85	\$8.00	1.91%	\$0.15	N
Personal Care General Medium fee range – Couple \$78,283 to \$96,764	Per hour	N	\$8.25	\$8.40	1.82%	\$0.15	N
Personal Care General Medium fee range – Couple \$96,764 to \$115,245	Per hour	N	\$9.05	\$9.20	1.66%	\$0.15	N
Personal Care General Medium fee range – Family \$66,009 to \$83,521	Per hour	N	\$7.85	\$8.00	1.91%	\$0.15	N
Personal Care General Medium fee range – Family \$83,521 to \$101,033	Per hour	N	\$8.25	\$8.40	1.82%	\$0.15	N
Personal Care General Medium fee range – Family \$101,033 to \$118,546	Per hour	N	\$9.05	\$9.20	1.66%	\$0.15	N

## Personal Care – High Fee Range

Personal Care General High Range – Single Above \$86,208	Per hour	N	\$40.80	\$41.50	1.72%	\$0.70	N
Personal Care General High Range – Couple Above \$115,245	Per hour	N	\$40.80	\$41.50	1.72%	\$0.70	N
Personal Care General High Range – Family Above \$118,546	Per hour	N	\$40.80	\$41.50	1.72%	\$0.70	N

## Respite Care

### Respite Care – Low Fee Range

Respite Care Low fee range – Single Up to \$28,605	Per hour	N	\$2.90	\$2.95	1.72%	\$0.05	N
Respite Care Low fee range – Single \$28,605 to \$39,089	Per hour	N	\$3.35	\$3.40	1.49%	\$0.05	N
Respite Care Low fee range – Couple Up to \$44,309	Per hour	N	\$2.90	\$2.95	1.72%	\$0.05	N
Respite Care Low fee range – Couple \$44,309 to \$59,802	Per hour	N	\$3.35	\$3.40	1.49%	\$0.05	N
Respite Care Low fee range – Family Up to \$44,309	Per hour	N	\$2.90	\$2.95	1.72%	\$0.05	N
Respite Care Low fee range – Family \$44,309 to \$66,009	Per hour	N	\$3.35	\$3.40	1.49%	\$0.05	N

### Respite Care – Medium Fee Range

Respite Care General Medium fee range – Single \$39,089 to \$54,795	Per hour	N	\$3.90	\$3.95	1.28%	\$0.05	N
Respite Care General Medium fee range – Single \$54,795 to \$70,501	Per hour	N	\$4.75	\$4.85	2.11%	\$0.10	N

Name	Unit of measure	GST	Year 21/22 Fee (incl. GST)	Year 22/23 Fee (incl. GST)	Increase %	Increase \$	Statutory
------	-----------------	-----	----------------------------------	----------------------------------	---------------	----------------	-----------

## Respite Care – Medium Fee Range [continued]

Respite Care General Medium fee range – Single \$70,501 to \$86,208	Per hour	N	\$4.85	\$4.95	2.06%	\$0.10	N
Respite Care General Medium fee range – Couple \$59,802 to \$78,283	Per hour	N	\$3.90	\$3.95	1.28%	\$0.05	N
Respite Care General Medium fee range – Couple \$78,283 to \$96,764	Per hour	N	\$4.75	\$4.85	2.11%	\$0.10	N
Respite Care General Medium fee range – Couple \$96,764 to \$115,245	Per hour	N	\$4.85	\$4.95	2.06%	\$0.10	N
Respite Care General Medium fee range – Family \$66,009 to \$83,521	Per hour	N	\$3.90	\$3.95	1.28%	\$0.05	N
Respite Care General Medium fee range – Family \$83,521 to \$101,033	Per hour	N	\$4.75	\$4.85	2.11%	\$0.10	N
Respite Care General Medium fee range – Family \$101,033 to \$118,546	Per hour	N	\$4.85	\$4.95	2.06%	\$0.10	N

## Respite Care – High Fee Range

Respite Care General High Range – Single Above \$86,208	Per hour	N	\$37.70	\$38.35	1.72%	\$0.65	N
Respite Care General High Range – Couple Above \$115,245	Per hour	N	\$37.70	\$38.35	1.72%	\$0.65	N
Respite Care General High Range – Family Above \$118,546	Per hour	N	\$37.70	\$38.35	1.72%	\$0.65	N

## Home Maintenance

### Home Maintenance – Low Fee Range

Home Maintenance Low fee range – Single Up to \$28,605	Per hour	N	\$4.70	\$4.80	2.13%	\$0.10	N
Home Maintenance Low fee range – Single \$28,605 to \$39,089	Per hour	N	\$7.35	\$7.50	2.04%	\$0.15	N
Home Maintenance Low fee range – Couple Up to \$44,309	Per hour	N	\$4.70	\$4.80	2.13%	\$0.10	N
Home Maintenance Low fee range – Couple \$44,309 to \$59,802	Per hour	N	\$8.75	\$8.90	1.71%	\$0.15	N
Home Maintenance Low fee range – Family Up to \$44,309	Per hour	N	\$4.70	\$4.80	2.13%	\$0.10	N
Home Maintenance Low fee range – Family \$44,309 to \$66,009	Per hour	N	\$8.75	\$8.90	1.71%	\$0.15	N

### Home Maintenance – Medium Fee Range

Home Maintenance Medium Fee Range Single – \$39,089 to \$86,208	Per hour	N	\$18.30	\$18.60	1.64%	\$0.30	N
Home Maintenance Medium Fee Range Couple – \$59,802 to \$115,245	Per hour	N	\$18.30	\$18.60	1.64%	\$0.30	N
Home Maintenance Medium Fee Range Family – \$66,009 to \$118,546	Per hour	N	\$18.30	\$18.60	1.64%	\$0.30	N

Name	Unit of measure	GST	Year 21/22 Fee (incl. GST)	Year 22/23 Fee (incl. GST)	Increase %	Increase \$	Statutory
------	-----------------	-----	----------------------------------	----------------------------------	---------------	----------------	-----------

## Home Maintenance – High Fee Range

Home Maintenance High Range – Single Above \$86,208 (CHSP)	Per hour	N	\$52.60	\$53.50	1.71%	\$0.90	N
Home Maintenance High Range – Single Above \$86,208 (HACCPYP)	Per hour	N	\$50.40	\$50.40	0.00%	\$0.00	N
Home Maintenance High Range – Couple Above \$115,245 (CHSP)	Per hour	N	\$52.60	\$53.50	1.71%	\$0.90	N
Home Maintenance High Range – Couple Above \$115,245 (HACCPYP)	Per hour	N	\$50.40	\$50.40	0.00%	\$0.00	N
Home Maintenance – Family Above \$118,546 (CHSP)	Per hour	N	\$52.60	\$53.50	1.71%	\$0.90	N
Home Maintenance – Family Above \$118,546 (HACCPYP)	Per hour	N	\$50.40	\$50.40	0.00%	\$0.00	N

## Delivered / Centre Meals

### Delivered / Centre Meals – Low Fee Range

Delivered / Centre Meals Single Up to \$39,089	Per meal	N	\$6.90	\$7.00	1.45%	\$0.10	N
Delivered / Centre Meals Couple Up to \$59,802	Per meal	N	\$6.90	\$7.00	1.45%	\$0.10	N
Delivered / Centre Meals Family Up to \$66,009	Per meal	N	\$6.90	\$7.00	1.45%	\$0.10	N

### Delivered / Centre Meals – Medium Fee Range

Delivered / Centre Meals Single – \$39,089 to \$86,208	Per meal	N	\$8.95	\$9.10	1.68%	\$0.15	N
Delivered / Centre Meals Couple – \$59,802 to \$115,245	Per meal	N	\$8.95	\$9.10	1.68%	\$0.15	N
Delivered / Centre Meals Family – \$66,009 to \$118,546	Per meal	N	\$8.95	\$9.10	1.68%	\$0.15	N

### Delivered / Centre Meals – High Fee Range

Delivered / Centre Meals – Single Above \$86,208	Per meal	N	\$23.25	\$23.65	1.72%	\$0.40	N
Delivered / Centre Meals – Couple Above \$115,245	Per meal	N	\$23.25	\$23.65	1.72%	\$0.40	N
Delivered / Centre Meals – Family Above \$118,546	Per meal	N	\$23.25	\$23.65	1.72%	\$0.40	N

## Willowview

### Willowview – High Care

#### Willowview – Outing Group

Willowview – Low Fee Range Single Up to \$39,089	Per session	N	\$8.65	\$8.80	1.73%	\$0.15	N
--	-------------	---	--------	--------	-------	--------	---

Name	Unit of measure	GST	Year 21/22 Fee (incl. GST)	Year 22/23 Fee (incl. GST)	Increase %	Increase \$	Statutory
------	-----------------	-----	----------------------------------	----------------------------------	---------------	----------------	-----------

### Willowview – Outing Group [continued]

Willowview – Low Fee Range Couple Up to \$59,802	Per session	N	\$8.65	\$8.80	1.73%	\$0.15	N
Willowview – Low Fee Range Family Up to \$66,009	Per session	N	\$8.65	\$8.80	1.73%	\$0.15	N
Willowview – Medium Fee Range Single – \$39,089 to \$86,208	Per session	N	\$8.65	\$8.80	1.73%	\$0.15	N
Willowview – Medium Fee Range Couple – \$59,802 to \$115,245	Per session	N	\$8.65	\$8.80	1.73%	\$0.15	N
Willowview – Medium Fee Range Family – \$66,009 to \$118,546	Per session	N	\$8.65	\$8.80	1.73%	\$0.15	N
Willowview – High Fee Range – Single Above \$86,208	Per session	N	\$21.65	\$22.05	1.85%	\$0.40	N
Willowview – High Fee Range – Couple Above \$115,245	Per session	N	\$21.65	\$22.05	1.85%	\$0.40	N
Willowview – High Fee Range – Family Above \$118,546	Per session	N	\$21.65	\$22.05	1.85%	\$0.40	N

### Community Transport

Social Support Group Outing	per session	N	\$1.00	\$1.00	0.00%	\$0.00	N
Community Transport General	Per trip	N	\$1.00	\$1.00	0.00%	\$0.00	N

### Home Care Packages (HCP)

Community Transport	Per trip	N	\$25.00	\$25.00	0.00%	\$0.00	N
All Meals	Per meal	Y	\$21.55	\$21.95	1.86%	\$0.40	N
Home/Personal/Respite Care (8.00am to 6.00pm Monday to Friday)	Per hour	Y	\$50.10	\$51.00	1.80%	\$0.90	N
Home/Personal/Respite Care (6.00pm to 8.00am Monday to Friday)	Per hour	Y	\$106.50	\$108.50	1.88%	\$2.00	N
Home/Personal/Respite Care (6.00pm Friday to 8.00am Monday)	Per hour	Y	\$106.50	\$108.50	1.88%	\$2.00	N
Adult Day Care	Per session	Y	\$36.90	\$37.55	1.76%	\$0.65	N

\*Based upon HACC services used and other services as negotiated

### Parking Services

#### Parking Meter Rates

Parking Fees – meters/ticket machines (per hour) spread from 0.00 to \$12.00 max	per hour	N	\$ 0.00 - \$ 12.00 - default price \$5.00				N
			<b>Last year fee</b>				
			\$ 0.00 - \$ 10.00 - default price \$4.00				
All Day Parking (various locations)	Per Day	Y	\$12.00	\$14.40	20.00%	\$2.40	N
Half Day Parking (4 Hours, various locations)	Per 4 Hours	Y	\$6.00	\$7.20	20.00%	\$1.20	N
Night parking rate	Per Night	Y	\$12.00	\$14.40	20.00%	\$2.40	N

Name	Unit of measure	GST	Year 21/22	Year 22/23	Increase	Increase	Statutory
			Fee (incl. GST)	Fee (incl. GST)	%	\$	

## Parking Permits

Parking Permits – 1st Resident permit concession or 1st Visitor permit concession	Per permit	N				FREE	N
Parking Permits – 2nd Resident permit concession or 2nd Visitor permit concession	Per permit	N	\$41.60	\$50.00	20.19%	\$8.40	N
Parking Permits – 3rd Resident permits concession or 3rd Visitor permit concession	Per permit	N	\$41.60	\$50.00	20.19%	\$8.40	N
Replacement Parking permit fee		N	\$0.00	\$20.00	∞	\$20.00	N
Tradesperson permit monthly fee- non metered	Per bay	N	\$0.00	\$200.00	∞	\$200.00	N
Parking Permits – 1st Resident permit	Per Permit	N	\$41.60	\$50.00	20.19%	\$8.40	N
Parking Permits – 2nd Resident permits	Per Permit	N	\$101.50	\$122.00	20.20%	\$20.50	N
Parking Permits – 3rd Resident permits	Per Permit	N	\$191.00	\$229.00	19.90%	\$38.00	N
Parking Permits – Business – 1st permit	Per Permit	N	\$139.00	\$141.50	1.80%	\$2.50	N
Parking Permits – Business – 2nd and subsequent permits	Per Permit	N	\$258.00	\$262.50	1.74%	\$4.50	N
Parking Permits – Disabled	Per Permit	N				No Charge	N
Parking Permits – 1st Visitor permit	Per Permit	N	\$41.60	\$50.00	20.19%	\$8.40	N
Parking Permits – 2nd Visitor permits	Per Permit	N	\$101.50	\$122.00	20.20%	\$20.50	N
Parking Permits – 3rd Visitor permits	Per Permit	N	\$191.00	\$229.00	19.90%	\$38.00	N
Installation of Loading Zone	Per Loading zone	Y	\$218.00	\$230.00	5.50%	\$12.00	N
Parking Permit – Car Share Bay	Per Permit	N	\$609.00	\$620.00	1.81%	\$11.00	N
Installation of Car Share Bay	Per Bay	Y	\$660.00	\$672.00	1.82%	\$12.00	N
Tradesperson permit per day- non metered	Per Bay	N	\$20.00	\$20.00	0.00%	\$0.00	N
Tradesperson permit per week- non metered	Per Bay	N	\$60.00	\$60.00	0.00%	\$0.00	N

## Parking Occupation Fees

Occupation of parking bays – parking meter/first day – Non Commercial Street	Per Day	Y	\$66.50	\$80.00	20.30%	\$13.50	N
Occupation of parking bays – parking meter/subsequent day – Non Commercial Street	Per Day	Y	\$33.50	\$40.00	19.40%	\$6.50	N
Occupation of parking bays – parking meter/first day – Commercial Street	Per Day	Y	\$111.50	\$120.00	7.62%	\$8.50	N
Occupation of parking bays – parking meter/subsequent day – Commercial street	Per Day	Y	\$58.90	\$70.00	18.85%	\$11.10	N

## Towing & Impounding Fees

Vehicle tow-away – impounding fee	Per item	Y	\$450.50	\$460.00	2.11%	\$9.50	N
-----------------------------------	----------	---	----------	----------	-------	--------	---

Name	Unit of measure	GST	Year 21/22 Fee (incl. GST)	Year 22/23 Fee (incl. GST)	Increase %	Increase \$	Statutory
------	-----------------	-----	----------------------------------	----------------------------------	---------------	----------------	-----------

## Towing & Impounding Fees [continued]

Derelict vehicles/pound fee – abandoned/unregistered vehicle	Per Vehicle	Y	\$450.50	\$460.00	2.11%	\$9.50	N
--	-------------	---	----------	----------	-------	--------	---

## Parking Offence Fees

Parking offences set out in Schedule 6 of the Road Safety (General) Regulations 2019	Of a Penalty Unit	N			0.5 of a penalty unit		N
--	-------------------	---	--	--	-----------------------	--	---

## Local Laws / Legislative Services

Parklet Application and Inspection - Neighbourhood	Per application	N	\$0.00	\$275.00	∞	\$275.00	N
Parklet Application and Inspection - Primary	Per application	N	\$0.00	\$275.00	∞	\$275.00	N
Parklet Application and Inspection - Secondary	Per application	N	\$0.00	\$275.00	∞	\$275.00	N
Parklet Permit 12 Month - Neighbourhood	Per permit	N	\$0.00	\$2,250.00	∞	\$2,250.00	N
Parklet Permit 12 Month - Primary	Per permit	N	\$0.00	\$5,000.00	∞	\$5,000.00	N
Parklet Permit 12 Month - Secondary	Per permit	N	\$0.00	\$3,000.00	∞	\$3,000.00	N
Parklet Permit 1st Quarter - Neighbourhood	Per permit	N	\$0.00	\$417.38	∞	\$417.38	N
Parklet Permit 1st Quarter - Primary	Per permit	N	\$0.00	\$937.50	∞	\$937.50	N
Parklet Permit 1st Quarter - Secondary	Per permit	N	\$0.00	\$562.50	∞	\$562.50	N
Parklet Permit Summer 6 Month - Neighbourhood	Per permit	N	\$0.00	\$1,125.00	∞	\$1,125.00	N
Parklet Permit Summer 6 Month - Primary	Per permit	N	\$0.00	\$2,500.00	∞	\$2,500.00	N
Parklet Permit Summer 6 Month - Secondary	Per permit	N	\$0.00	\$1,500.00	∞	\$1,500.00	N
Footpath Trading – Application/ Inspection fee (Non-refundable)	Per application	N	\$57.90	\$58.90	1.73%	\$1.00	N
Footpath heaters	Annual fee	N	\$112.50	\$114.50	1.78%	\$2.00	N
Footpath awning fee	Annual fee	N	\$223.50	\$227.50	1.79%	\$4.00	N
Local laws Permit refund fee	Per fee	N	\$112.50	\$114.50	1.78%	\$2.00	N
Planter Box/Tubs (Excludes Tables & Chairs) Footpath trading only	Annual fee	N	\$57.90	\$58.90	1.73%	\$1.00	N
Additional miscellaneous item Footpath trading	Per item	N	\$57.90	\$58.90	1.73%	\$1.00	N
Mobile Food Vans – Normal Rate	Per Van	N	\$2,670.00	\$2,715.00	1.69%	\$45.00	N
Mobile Food Vans – Concession Rate (Yarra Resident Only)	Per Van	N	\$1,895.00	\$1,930.00	1.85%	\$35.00	N
Mobile Food Van – small private events permit 1 day or less	Per Van	N	\$111.50	\$113.50	1.79%	\$2.00	N
Mobile Food Van – Charity or Non for profit event	Per Van	N	\$0.00	\$0.00	0.00%	\$0.00	N
Significant Tree Application fee (Non-refundable)	Per application	N	\$157.50	\$160.50	1.90%	\$3.00	N
Significant Tree Permit – Removal	Per Permit	N	\$223.50	\$227.50	1.79%	\$4.00	N

Name	Unit of measure	GST	Year 21/22 Fee (incl. GST)	Year 22/23 Fee (incl. GST)	Increase %	Increase \$	Statutory
------	-----------------	-----	----------------------------------	----------------------------------	---------------	----------------	-----------

## Local Laws / Legislative Services [continued]

Significant Tree Permit – Pruning only	Per Permit	N	\$112.50	\$114.50	1.78%	\$2.00	N
Excess Animal Permit – Application Fee (Non Refundable)	Per Permit	N	\$58.90	\$59.90	1.70%	\$1.00	N
Cat trap – rental per week	Per Week	N	\$23.35	\$23.75	1.71%	\$0.40	N
Commercial dog walking permit (annual permit)	Annual Permit	N	\$112.50	\$114.50	1.78%	\$2.00	N
Excess Animal Permit – Fee	Annual Permit	N	\$58.90	\$59.90	1.70%	\$1.00	N
Temporary Public Space Licence (prescribed event area) multi max 5 stalls/promotional activities Charity or Non for profit	Per Permit	N	\$0.00	\$0.00	0.00%	\$0.00	N
Temporary Public Space Licence (prescribed event area) multi max 5 stalls/promotional activities	Per Permit	N	\$106.50	\$108.50	1.88%	\$2.00	N
Temporary Public Space Licence (prescribed event area) each additional stall/promotional activity over 5 for Charity or Non for profit	Per Permit	N	\$0.00	\$0.00	0.00%	\$0.00	N
Temporary Public Space Licence (prescribed event area) each additional stall/promotional activity over 5	Per Permit	N	\$32.50	\$33.05	1.69%	\$0.55	N
Temporary Public Space Licences up to 7 days	Per Permit	N	\$71.00	\$72.20	1.69%	\$1.20	N
Local law permit application fee (As required)	Annual Permit	N	\$57.90	\$58.90	1.73%	\$1.00	N
Busking Permit (Monthly charge)	Per Month	N	\$15.25	\$15.50	1.64%	\$0.25	N
Planter box/tubs – Laneway garden permit fee	Per Permit	N	\$57.90	\$58.90	1.73%	\$1.00	N
General Local Law Permit	Per Permit	N	\$350.00	\$356.00	1.71%	\$6.00	N
Temporary Public space permit – Promotional Short Term (1) 0-3 days	Per Permit	N	\$112.50	\$114.50	1.78%	\$2.00	N
Temporary Public space permit – Promotional Short Term (2) 3-7 days where admin/detailed review required	Per Permit	N	\$179.50	\$182.50	1.67%	\$3.00	N
Local Laws permit Inspection fee – After hours	Per Permit	N	\$166.50	\$170.00	2.10%	\$3.50	N
Miscellaneous / Impound release Fee	Per item	N	\$116.50	\$118.50	1.72%	\$2.00	N
Shopping Trolley Release fees	Per trolley	N	\$68.00	\$69.00	1.47%	\$1.00	N

## Public Space Licences

### Items on Footpath

Advertising Sign – per sign (licensed)	Annual Permit	N	\$184.50	\$187.50	1.63%	\$3.00	N
Advertising Sign – per sign (unlicensed)	Annual Permit	N	\$126.00	\$128.00	1.59%	\$2.00	N
Goods Display	Annual Permit	N	\$429.50	\$437.00	1.75%	\$7.50	N

Name	Unit of measure	GST	Year 21/22 Fee (incl. GST)	Year 22/23 Fee (incl. GST)	Increase %	Increase \$	Statutory
------	-----------------	-----	----------------------------------	----------------------------------	---------------	----------------	-----------

## Tables & Chairs

Licensed premises – per table over 800mm (Including benches)	Annual Permit	N	\$94.40	\$96.00	1.69%	\$1.60	N
Licensed Premises – per table up to 800mm	Annual Permit	N	\$83.20	\$84.70	1.80%	\$1.50	N
Licensed Premises – per chair (600mm = 1 Chair)	Annual Permit	N	\$76.60	\$77.90	1.70%	\$1.30	N
Unlicensed Premises – per table over 800mm (including benches)	Annual Permit	N	\$94.40	\$96.00	1.69%	\$1.60	N
Unlicensed Premises – per table up to 800mm	Annual Permit	N	\$83.20	\$84.70	1.80%	\$1.50	N
Unlicensed Premises – per chair (600mm = 1 Chair)	Annual Permit	N	\$23.35	\$23.75	1.71%	\$0.40	N
Real Estate Sign License	Annual Permit	N	\$824.00	\$838.00	1.70%	\$14.00	N
Mobile Food Van (prescribed event area) multi max. 5 vans	Per Permit	N	\$350.00	\$356.00	1.71%	\$6.00	N
Mobile Food Van (prescribed event area) each additional food van/stall over 5 vans	Per Permit	N	\$350.00	\$356.00	1.71%	\$6.00	N
Mobile Food Van public land (once-off day rate)	Per Permit	N	\$350.00	\$356.00	1.71%	\$6.00	N

## Kerb Market

Gleadell Street Market (per stall)	Per Stall weekly charge	Y	\$93.40	\$95.00	1.71%	\$1.60	N
------------------------------------	-------------------------	---	---------	---------	-------	--------	---

## Other

Miscellaneous / Impound Fee	Per item	Y	\$114.50	\$116.50	1.75%	\$2.00	N
-----------------------------	----------	---	----------	----------	-------	--------	---

## Planning Enforcement

Liquor Licensing Advice Requests	Per advise	Y	\$168.50	\$171.50	1.78%	\$3.00	N
----------------------------------	------------	---	----------	----------	-------	--------	---

## Animal Control

### Community Amenity (Local Laws and Animal Control)

#### Dog Registration

Standard Maximum Fee	Per dog	N	\$213.00	\$216.50	1.64%	\$3.50	N
Standard Reduced Fee	Per dog	N	\$71.00	\$72.00	1.41%	\$1.00	N
Foster care – Dog	Per dog	N	\$8.00	\$8.00	0.00%	\$0.00	Y
Concessional Maximum Fee	Per dog	N	\$106.50	\$108.00	1.41%	\$1.50	N
Dogs & cats currently registered at another Council – transfer and 1st registration	Per animal	N	No charge – 1st year only				N
Dogs & Cats under 6mths of age	Per animal	N	No charge – 1st year only				N
Concessional Reduced Fee	Per dog	N	\$21.30	\$21.65	1.64%	\$0.35	N



Name	Unit of measure	GST	Year 21/22 Fee (incl. GST)	Year 22/23 Fee (incl. GST)	Increase %	Increase \$	Statutory
------	-----------------	-----	----------------------------------	----------------------------------	---------------	----------------	-----------

## Dog Registration [continued]

Registration – Declared menacing, dangerous & restricted breed dogs	Per dog	N	\$416.00	\$423.50	1.80%	\$7.50	N
---	---------	---	----------	----------	-------	--------	---

## Cat Registration

Standard Maximum Fee	Per cat	N	\$122.00	\$124.00	1.64%	\$2.00	N
Standard Reduced Fee	Per cat	N	\$40.60	\$41.00	0.99%	\$0.40	N
Concessional Maximum Fee	Per cat	N	\$60.90	\$62.00	1.81%	\$1.10	N
Concessional Reduced Fee	Per cat	N	\$15.25	\$15.50	1.64%	\$0.25	N
Foster care – Cat	Per cat	N	\$8.00	\$8.00	0.00%	\$0.00	Y
Animal Registration refund	Per registration	N	50% refund prior to 1 October each year				N
Replacement Animal Registration tag	Per tag	Y	\$6.10	\$6.20	1.64%	\$0.10	N

## Animal Pound Release Fees

Release fee – Dog	Per animal	Y	\$162.50	\$165.50	1.85%	\$3.00	N
Release fee – Cat	Per animal	Y	\$111.50	\$113.50	1.79%	\$2.00	N
Livestock (small)	Per animal	Y	\$188.00	\$191.50	1.86%	\$3.50	N
Livestock (large)	Per animal	Y	\$254.00	\$258.50	1.77%	\$4.50	N

## Registration of Domestic Animal Business

Annual Registration Fee	Per animal	Y	\$426.50	\$434.00	1.76%	\$7.50	N
Transfer Fee	Per Permit	Y	\$31.50	\$32.00	1.59%	\$0.50	N
Request for copy of dog/cat registration certificate (per entry)	Per entry	Y	\$109.50	\$111.50	1.83%	\$2.00	N
Service Requests – Animal Control	Per animal	Y	\$81.20	\$82.60	1.72%	\$1.40	N
Inspection of Dog/Cat register (per entry)	Per entry	N	\$24.35	\$24.80	1.85%	\$0.45	N
Deposit Cat trap (Refundable)	Per trap	N	\$113.50	\$115.50	1.76%	\$2.00	N

## Food Premises

### Class 1 or Class 2 Premises

Renewals	Annual Permit	N	\$613.00	\$624.00	1.79%	\$11.00	N
Additional fee for each employee over 10 (Max fee is for 61+ employees)	Per employee	N	\$31.50	\$32.05	1.75%	\$0.55	N
New Registrations – Application fee	Per application	N	\$306.50	\$312.00	1.79%	\$5.50	N
New Registrations – Registration fee	Per registration	N	Pro-rata of renewal fee				N
Transfer Fee	Per registration	N	\$306.50	\$312.00	1.79%	\$5.50	N
Re-inspection Fee	Per inspection	N	\$153.50	\$156.00	1.63%	\$2.50	N
Additional Assessment Fee (Section 19H)	Per assessment	N	\$306.50	\$312.00	1.79%	\$5.50	N

Name	Unit of measure	GST	Year 21/22 Fee (incl. GST)	Year 22/23 Fee (incl. GST)	Increase %	Increase \$	Statutory
------	-----------------	-----	----------------------------------	----------------------------------	---------------	----------------	-----------

## Class 3 and Not for Profit Class 1 and 2 Food Premises

Renewals	Per renewal	N	\$306.50	\$312.00	1.79%	\$5.50	N
Additional fee for each employee over 10 (Max fee is for 61+ employees)	Per employee	N	\$16.25	\$16.50	1.54%	\$0.25	N
Seasonal (6 month operation) sporting clubs – Registration is for annual period	Per registration	N	\$153.50	\$156.00	1.63%	\$2.50	N
New Registrations – Application fee	Per application	N	\$153.50	\$156.00	1.63%	\$2.50	N
New Registrations – Registration fee	Per registration	N	Pro-rata of renewal fee				N
Transfer Fee	Per transfer	N	\$153.50	\$156.00	1.63%	\$2.50	N
Re-inspection Fee	Per inspection	N	\$77.00	\$78.00	1.30%	\$1.00	N
Additional Inspection Fee Under 19(H)	Per inspection	N	\$153.50	\$156.00	1.63%	\$2.50	N

## Not for Profit Class 3 Food Premises

Renewals	Per renewal	N	\$153.50	\$156.00	1.63%	\$2.50	N
Additional fee for each employee over 10 (Max fee is for 61+ employees)	Per employee	N	\$8.00	\$8.00	0.00%	\$0.00	N
Seasonal (6 month operation) sporting clubs – Registration is for annual period	Per registration	N	\$77.00	\$78.00	1.30%	\$1.00	N
New Registrations – Application fee	Per application	N	\$77.00	\$78.00	1.30%	\$1.00	N
New Registrations – Registration fee	Per registration	N	Pro-rata of renewal fee				N
Transfer Fee	Per transfer	N	\$77.00	\$78.40	1.82%	\$1.40	N
Re-inspection Fee	Per inspection	N	\$77.00	\$78.00	1.30%	\$1.00	N
Additional Inspection Fee Under 19(H)	Per inspection	N	\$153.50	\$156.00	1.63%	\$2.50	N

## Temporary and Mobile Food Premises

Registered via "Stretrader" and Short Term Registrations of Food Premises (on request of proprietor)

### Once-off Events

No more than two consecutive days operation.

Component/s (per component) attached to a fixed registered (not Class 4) premises.

Class 1 and 2	Per Permit	N	\$77.00	\$78.00	1.30%	\$1.00	N
Class 3	Per Permit	N	\$38.50	\$39.00	1.30%	\$0.50	N
Not for profit organisations – all classes	Per Permit	N	No Charge				N

### Short Term Registrations

Less than 12 months.

Note: new approval fee does not apply.

Temporary and mobile food premises that are not "once off" events or components of a fixed registered premises, components of notified (Class 4) premises.

Name	Unit of measure	GST	Year 21/22	Year 22/23	Increase	Increase	Statutory
			Fee (incl. GST)	Fee (incl. GST)	%	\$	

## Short Term Registrations [continued]

Registrations for a period of up to 3 months	Per registration	N			1/4 annual renewal fee		N
Registrations for a period of 3 to 6 months	Per registration	N			1/2 annual renewal fee		N
Registrations for a period of more than 6 months will be treated as a 12 month registration	Per registration	N			Full annual renewal fee		N
Re-inspection Fee (temp and mobile food premises)	Per inspection	N	\$77.00	\$78.00	1.30%	\$1.00	N

## Aquatic Facilities

New registration - Application fee	Per registration	N	\$99.50	\$101.00	1.51%	\$1.50	N
New registration fee	Per registration	N			Pro-rata of renewal fee		N
Renewal - Additional fee for each additional facility in premises in excess of one (1)	Per renewal	N	\$10.00	\$10.00	0.00%	\$0.00	N
Renewal fee	Per renewal	N	\$199.00	\$202.00	1.51%	\$3.00	N
Transfer fee	Per transfer	N	\$99.50	\$101.00	1.51%	\$1.50	N

## Prescribed Accommodation Premises

### Commercial

Renewal for premises accommodating not more than 5 persons	Per Person	N	\$306.50	\$312.00	1.79%	\$5.50	N
Renewals - Additional fee for each additional person than can be accommodated in excess of 5 (Max fee for 61+ persons)	Per Person	N	\$16.25	\$16.50	1.54%	\$0.25	N
New registrations - Application fee	Per registration	N	\$153.50	\$156.00	1.63%	\$2.50	N
New registrations - Registration fee	Per Transfer	N			Pro-rata of renewal fee		N
Transfers	Per Transfer	N	\$153.50	\$156.00	1.63%	\$2.50	N

### Not For Profit

Renewals for premises accommodating not more than 5 persons	Per renewal	N	\$153.50	\$156.00	1.63%	\$2.50	N
Renewals - Additional fee for each additional person than can be accommodated in excess of 5 (Max fee for 61+ persons)	Per registration	N	\$8.00	\$8.25	3.13%	\$0.25	N
New registrations - Application fee	Per application	N	\$77.00	\$78.00	1.30%	\$1.00	N
New registrations - Registration fee	Per registration	N			Pro-rata of renewal fee		N
Transfers	Per transfer	N	\$77.00	\$78.00	1.30%	\$1.00	N

Name	Unit of measure	GST	Year 21/22 Fee (incl. GST)	Year 22/23 Fee (incl. GST)	Increase %	Increase \$	Statutory
------	-----------------	-----	----------------------------------	----------------------------------	---------------	----------------	-----------

## Premises Providing Personal Services

Hairdressers, Beauty Salons, Ear Piercing, Tattooing, Skin Penetration

Pro rata of renewal fee – Registration in Q1 = full renewal fee, Q2 = 3/4 of renewal fee, Q3 = 1/2 renewal fee, Q4 = 1/4 renewal fee

If proprietor is a not for profit/charitable organisations above will be discounted by 50%. No current applicant are NFP.

Renewals	Per renewal	N	\$199.00	\$202.00	1.51%	\$3.00	N
Pro rata of renewal fee – Registration in Q1 = full renewal fee, Q2 = 3/4 of renewal fee, Q3 = 1/2 renewal fee, Q4 = 1/4 renewal fee							

New Registrations	Per registration	N	\$199.00	\$202.00	1.51%	\$3.00	N
Excluding low risk premises where the full renewal fee applies as registration is not subject to renewal. Pro rata of renewal fee – Registration in Q1 = full renewal fee, Q2 = 3/4 of renewal fee, Q3 = 1/2 renewal fee, Q4 = 1/4 renewal fee							

New registrations - Registration fee – higher risk services	Per registration	N	Pro-rata of renewal fee				N
New registration - Registration fee – lower risk services (note that registration is not subject to renewal)	Per registration	N	\$199.00	\$202.00	1.51%	\$3.00	N
Transfer Fee (transfers not applicable to lower risk services)	Per transfer	N	\$99.50	\$101.00	1.51%	\$1.50	N

## Other Fees

Overdue Registration Renewal Fee	Per renewal	N	\$153.50	\$156.00	1.63%	\$2.50	N
Waste Water System Approval	Per approval	N	\$306.50	\$312.00	1.79%	\$5.50	N

## Information/Service Fees

Copy of Certificate of Analysis for person from whom sample obtained		Y	No Charge				N
Copy of Registration Certificate – Only available to current proprietor	Per certificate	Y	\$55.00	\$56.00	1.82%	\$1.00	N
Extract of premises register		N	No Charge				N
Professional services (EHO) as requested	Per Hour	Y	\$153.50	\$156.00	1.63%	\$2.50	N

## Recreation

### Multi-purpose Sporting Facilities

#### Victoria Park – Casual Fees

Commercial fee	Per Hour	Y	\$293.00	\$298.00	1.71%	\$5.00	N
Concession 1*	Per Hour	Y	\$86.80	\$88.30	1.73%	\$1.50	N
Concession 2*	Per Hour	Y	\$40.20	\$40.90	1.74%	\$0.70	N
Concession 3*	Per Hour	Y	No Charge				N

\*Concession 1 = Non Yarra Based – Not For Profit Community Organisations & Yarra Based Private Schools

Concession 2 = Registered Not for profit Yarra Community Groups and sporting clubs

Concession 3 = Yarra based State and Catholic primary schools

Name	Unit of measure	GST	Year 21/22 Fee (incl. GST)	Year 22/23 Fee (incl. GST)	Increase %	Increase \$	Statutory
------	-----------------	-----	----------------------------------	----------------------------------	---------------	----------------	-----------

## Victoria Park Sherrin Stand Change Rooms – Casual Fees

Commercial fee	Per Hour	Y	\$117.00	\$119.00	1.71%	\$2.00	N
Concession 1*	Per Hour	Y	\$34.70	\$35.30	1.73%	\$0.60	N
Concession 2*	Per Hour	Y	\$27.80	\$28.30	1.80%	\$0.50	N
Concession 3*	Per Hour	Y	\$21.15	\$21.50	1.65%	\$0.35	N

\*Concession 1 = Non Yarra Based – Not For Profit Community Organisations & Yarra Based Private Schools

Concession 2 = Registered Not for profit Yarra Community Groups and sporting clubs

Concession 3 = Yarra based State and Catholic primary schools

## Casual Sports Ground A Hire

Bastow Reserve 1, Fletcher Reserve 1, Yambla Reserve, Ramsden Street Reserve, Fairfield Park Reserve, Burnley Oval, W.T. Peterson, Loughnan Oval, Citizens Park Oval, Alphington Park Oval – per 3 hour session (pro-rata hour fee available)

Commercial fee	Per Hour	Y	\$117.50	\$119.50	1.70%	\$2.00	N
Concession 1*	Per Hour	Y	\$28.95	\$29.45	1.73%	\$0.50	N
Concession 2*	Per Hour	Y	\$10.50	\$10.70	1.90%	\$0.20	N
Concession 3*	Per Hour	Y				No Charge	N

\*Concession 1 = Non Yarra Based – Not For Profit Community Organisations & Yarra Based Private Schools

Concession 2 = Registered Not for profit Yarra Community Groups and sporting clubs

Concession 3 = Yarra based State and Catholic primary schools

## Casual Sports Ground B Hire

Bastow Reserve 2, Fletcher Reserve 2, Coulson Reserve, Alfred Crescent Oval, Walker Street, Alain Bain Reserve, Atherton Reserve – per 3 hour session (pro-rata hour fee available)

Commercial fee	Per Hour	Y	\$59.60	\$60.60	1.68%	\$1.00	N
Concession 1*	Per Hour	Y	\$16.65	\$16.95	1.80%	\$0.30	N
Concession 2*	Per Hour	Y	\$5.60	\$5.70	1.79%	\$0.10	N
Concession 3*	Per Hour	Y				No Charge	N

\*Concession 1 = Non Yarra Based – Not For Profit Community Organisations & Yarra Based Private Schools

Concession 2 = Registered Not for profit Yarra Community Groups and sporting clubs

Concession 3 = Yarra based State and Catholic primary schools

## Casual Pavilion Hire

Alfred Crescent, Alphington, Burnley, Coulson, Fairfield, Gillon, Graham, Johnson, Ramsden, Ryans Reserve

Commercial fee	Per Hour	Y	\$117.00	\$119.00	1.71%	\$2.00	N
Concession 1*	Per Hour	Y	\$34.70	\$35.30	1.73%	\$0.60	N
Concession 2*	Per Hour	Y	\$27.80	\$28.30	1.80%	\$0.50	N
Concession 3*	Per Hour	Y	\$21.20	\$21.55	1.65%	\$0.35	N

\*Concession 1 = Non Yarra Based – Not For Profit Community Organisations & Yarra Based Private Schools

Concession 2 = Registered Not for profit Yarra Community Groups and sporting clubs

Concession 3 = Yarra based State and Catholic primary schools

## Casual Hire – Tennis, Netball, Basketball Court

Commercial <sup>^</sup>	Per Hour	Y	\$31.10	\$31.65	1.77%	\$0.55	N
Concession 1 <sup>^</sup>	Per Hour	Y	\$15.55	\$15.80	1.61%	\$0.25	N
Concession 2 <sup>^</sup>	Per Hour	Y	\$6.25	\$6.35	1.60%	\$0.10	N

Name	Unit of measure	GST	Year 21/22 Fee (incl. GST)	Year 22/23 Fee (incl. GST)	Increase %	Increase \$	Statutory
------	-----------------	-----	----------------------------------	----------------------------------	---------------	----------------	-----------

## Casual Hire – Tennis, Netball, Basketball Court [continued]

Concession 3 <sup>^</sup>	Per Hour	Y				No Charge	N
<p>*Concession 1 = Non Yarra Based – Not For Profit Community Organisations &amp; Yarra Based Private Schools            Concession 2 = Registered Not for profit Yarra Community Groups and sporting clubs            Concession 3 = Yarra based State and Catholic primary schools</p> <p><sup>^</sup>Tennis court hire is for half hour blocks</p>							

## Pavilions

Seasonal Fee Per Team

### Category A

Graham, Johnson, Coulson, Ramsden, Fairfield, Burnley, Alfred Cres, Fitzroy Grandstand, Gillon

Senior Team	Per Team	Y	\$462.50	\$470.50	1.73%	\$8.00	N
Junior Team	Per Team	Y	\$342.00	\$348.00	1.75%	\$6.00	N

### Category B

Yambla, Citizens, Bain and Alphington, George Knott

Senior Team	Per Team	Y	\$232.00	\$236.00	1.72%	\$4.00	N
Junior Team	Per Team	Y	\$171.50	\$174.50	1.75%	\$3.00	N

## Sportsgrounds

Seasonal Fee Per Team

### Turf Cricket

Loughnan, Citizens (Summer Turf Wicket)

Senior Team	Per Team	Y	\$3,515.00	\$3,575.00	1.71%	\$60.00	N
-------------	----------	---	------------	------------	-------	---------	---

### Cricket Synthetic

Senior Team	Per Team	Y	\$1,410.00	\$1,435.00	1.77%	\$25.00	N
Junior Team	Per Team	Y	\$375.50	\$382.00	1.73%	\$6.50	N

### Football

Senior Team	Per Team	Y	\$1,190.00	\$1,210.00	1.68%	\$20.00	N
Junior Team	Per Team	Y	\$647.00	\$658.00	1.70%	\$11.00	N

### Soccer

Senior Professional Team SeniorNPL/ FV Senior State League 1 (fenced facility)	Per Team	Y	\$4,655.00	\$4,735.00	1.72%	\$80.00	N
Senior Team FV NPL & State 1 Reserves, State League 2, and below/ VicSoccer	Per Team	Y	\$831.00	\$846.00	1.81%	\$15.00	N
Junior Team	Per Team	Y	\$323.50	\$329.00	1.70%	\$5.50	N

Name	Unit of measure	GST	Year 21/22 Fee (incl. GST)	Year 22/23 Fee (incl. GST)	Increase %	Increase \$	Statutory
------	-----------------	-----	----------------------------------	----------------------------------	---------------	----------------	-----------

### Registered Yarra Sports Clubs out of season hire

Pre & Post Season Training	Per Hour	Y	\$25.90	\$26.35	1.74%	\$0.45	N
Practice Game		Y	\$93.40	\$95.00	1.71%	\$1.60	N
Single use of Bastow 1 charging fee for entry	Per Hour	Y	\$117.50	\$119.50	1.70%	\$2.00	N

### Permit to hire Park for Commercial Fitness Trainers

Annual Licence Fee	Per Year	N	\$316.40	\$316.40	0.00%	\$0.00	N
--------------------	----------	---	----------	----------	-------	--------	---

### Construction Management Support Unit

Counter Fast Track Assessment Fee	Per Assessment	N	\$132.00	\$134.50	1.89%	\$2.50	N
-----------------------------------	----------------	---	----------	----------	-------	--------	---

### Permit Inspections

Private single dwelling and local shop traders	Per Inspection	Y	\$157.00	\$159.50	1.59%	\$2.50	N
Commercial – includes house modules	Per Inspection	Y	\$279.50	\$284.50	1.79%	\$5.00	N
Out of Hours	Per Inspection	Y	\$476.50	\$485.00	1.78%	\$8.50	N
Out of Hours Permit	Per Permit	Y	\$203.00	\$206.50	1.72%	\$3.50	N

### Asset Protection Permit

Permit – Works up to \$10k*	Per Permit	Y				No Charge	N
Permit – Works between \$10,001 and \$500K Application Fee*	Per Permit	Y	\$255.50	\$260.00	1.76%	\$4.50	N
Permit – Works more than \$501K Application Fee*	Per Permit	Y	\$770.00	\$783.00	1.69%	\$13.00	N

\*Additional drainage inspection charges may apply

### Vehicle Crossing Permit

Inspection - Commercial/Industrial Vehicle Crossing		N	\$0.00	\$284.50	∞	\$284.50	N
Inspection - Private single dwelling Vehicle Crossing	159.35	N	\$0.00	\$160.00	∞	\$160.00	N
Permit – Private Single Dwelling Vehicle Crossing	Per Permit	N	\$476.50	\$168.00	-64.74%	-\$308.50	N
Permit – Commercial/Industrial Vehicle Crossing	Per Permit	N	\$704.00	\$284.50	-59.59%	-\$419.50	N
Profile Design Service	Per Permit	Y	\$373.50	\$380.00	1.74%	\$6.50	N

### Road / Footpath Occupation Permit

Permit – work area / public protection occupation	Per Permit	N	\$86.10	\$87.60	1.74%	\$1.50	N
Occupancy Fee – Private single dwelling and local shop trader	Per Square Metre Per Week	Y	\$5.20	\$5.30	1.92%	\$0.10	N

Name	Unit of measure	GST	Year 21/22 Fee (incl. GST)	Year 22/23 Fee (incl. GST)	Increase %	Increase \$	Statutory
------	-----------------	-----	----------------------------------	----------------------------------	---------------	----------------	-----------

## Road / Footpath Occupation Permit [continued]

Occupancy Fee – Commercial License/ Occupancy	Per Square Metre Per Week	Y	\$9.50	\$9.80	3.16%	\$0.30	N
Permit – Plant and Equipment – Private single dwelling and local shop traders.	Per Day	N	\$165.00	\$168.00	1.82%	\$3.00	N
Permit – Plant and Equipment – Commercial – No road closure	Per Day	Y	\$279.50	\$284.50	1.79%	\$5.00	N
Plant and Equipment Permit – Commercial – Local road – Full road closure	Per Day	Y	\$424.50	\$432.00	1.77%	\$7.50	N

## Skip Bin Permit

Skip Bin Permit – Skip placement – unmetered	Per Day	N	\$24.40	\$24.85	1.84%	\$0.45	N
Skip Bin Permit – Skip placement – metered	Per Day	N	\$66.20	\$67.40	1.81%	\$1.20	N
Skip Bin Permit – Container placement	Per Day	N	\$142.00	\$144.50	1.76%	\$2.50	N

## Filming & Commercial Still Photography Permit

Application fee – Commercial Profit Making (non refundable)	Per Permit	Y	\$106.00	\$108.00	1.89%	\$2.00	N
Commercial Profit Making – Film/Ad Producers – Major impact: Permit	Per Permit	Y	\$1,295.00	\$1,320.00	1.93%	\$25.00	N
Filming (incl ads/still photography) inspection (Mon to Fri)	Per Inspection	Y	\$124.50	\$126.50	1.61%	\$2.00	N
Filming inspection (incl ads/still photography) – Out of hours	Per Inspection	Y	\$477.00	\$485.50	1.78%	\$8.50	N
Permit – Commercial Profit Making – Minor impact/small budget productions (incl films & ads)	Per Permit	Y	\$433.50	\$441.00	1.73%	\$7.50	N
Permit – Student Filming (incl still photography)	Per Permit	N				No Charge	N
Permit – Non Profit Making Filming (incl still photography)	Per Permit	N				No Charge	N

## Road / Footpath Openings

### Consent (RMA 2004)

Consent fee*	Per Consent	N	\$88.90	\$88.90	0.00%	\$0.00	Y
Minimum charge *Areas greater than 40m2 or greater than 30 lineal metres Council may consider a reduced charge							
Inspection	Per Inspection	Y	\$157.00	\$159.50	1.59%	\$2.50	N
Inspection – Out of hours	Per Inspection	Y	\$476.50	\$485.00	1.78%	\$8.50	N
Minimum charge							



Name	Unit of measure	GST	Year 21/22 Fee (incl. GST)	Year 22/23 Fee (incl. GST)	Increase %	Increase \$	Statutory
------	-----------------	-----	----------------------------------	----------------------------------	---------------	----------------	-----------

## Drainage Cleaning and Inspection

Admin Fee – Organising CCTV inspection or drain cleaning for one occurrence	Per Inspection	Y	\$157.00	\$159.50	1.59%	\$2.50	N
CCTV inspection (Traffic management not included)	Per Hour	Y	\$229.50	\$233.50	1.74%	\$4.00	N
Minimum charge \$800							
Drain/Pit Cleaning – Jet/Educator Cleaning (Traffic management and tipping fees not included)	Per Hour	Y	\$242.50	\$246.50	1.65%	\$4.00	N
Minimum charge \$800							

## Road Reinstatement

In accordance with the Road Management Act 2004

Road – deep lift asphalt/concrete/bluestone	Per Square Metre	N	\$325.50	\$331.00	1.69%	\$5.50	N
Minimum charge \$800							
Road – asphalt/concrete <100mm	Per Square Metre	N	\$217.00	\$221.00	1.84%	\$4.00	N
Minimum charge \$500							
Footpath – residential – asphalt (as per YSD33 RAF) – less than 60mm	Per Square Metre	N	\$195.50	\$199.00	1.79%	\$3.50	N
Minimum charge \$500							
Footpath – industrial – asphalt / concrete (as per YSD33 IAF & CF) greater than 60mm & less than equal to 100mm	Per Square Metre	N	\$271.50	\$276.50	1.84%	\$5.00	N
Minimum charge \$800							
Footpath – industrial – concrete with asphalt surface (as per YSD33 ICAF) <=170mm	Per Square Metre	N	\$304.00	\$309.50	1.81%	\$5.50	N
Minimum charge \$800							
Traffic Management	Per Square Metre	N	\$543.00	\$553.00	1.84%	\$10.00	N
Parking sensor removal/reinstatement	Per Sensor	Y	\$106.50	\$108.50	1.88%	\$2.00	N
Urgent removal/reinstatement	Per Sensor	Y	\$150.50	\$153.00	1.66%	\$2.50	N

## Child Care

### Late Fee – Childrens Services

Late Fee for Vac Care, ASC, LDC, Kinder	Initial 10mins	N	\$27.20	\$27.70	1.84%	\$0.50	N
Late Fee for Vac Care, ASC, LDC, Kinder	Per Minute	N	\$1.35	\$1.35	0.00%	\$0.00	N

Name	Unit of measure	GST	Year 21/22 Fee (incl. GST)	Year 22/23 Fee (incl. GST)	Increase %	Increase \$	Statutory
------	-----------------	-----	----------------------------------	----------------------------------	---------------	----------------	-----------

## Outside School Hours Care

Casual Booking Fee	per booking	N	\$2.00	\$2.00	0.00%	\$0.00	N
Outside School Hours Care Fee	per hour	N	\$6.65	\$6.65	0.00%	\$0.00	N
Vacation Care Excursion Fee	Per day	N	\$15 per day				N
			Min. Fee excl. GST: \$15.00				
Vacation Care Fee – Late booking	Per day	N	\$10 per day				N
			Min. Fee excl. GST: \$10.00				

## Long Day Care

Long Day Care	per hour	N	\$0.00	\$12.53	∞	\$12.53	N
---------------	----------	---	--------	---------	---	---------	---

## Pre School 3 Year Olds

### Funded Kindergarten

July to December	Per Term	N	\$406.00	\$413.00	1.72%	\$7.00	N
January to June	Per Term	N	\$414.00	\$421.00	1.69%	\$7.00	N
Term Fee Concession	Per Term	N	\$0.00	\$0.00	0.00%	\$0.00	N

### Occasional Child Care

Occasional Care	per hour	N	\$0.00	\$12.53	∞	\$12.53	N
-----------------	----------	---	--------	---------	---	---------	---

### Youth Services

Teenage Holiday Programs	Per Day	Y	\$21.20	\$21.55	1.65%	\$0.35	N
Teenage Holiday Programs – Concession	Per Day	Y	\$3.85	\$3.90	1.30%	\$0.05	N

## Hire of Meeting Rooms – Connie Benn Centre

### Community Meeting Room

Concessional Rate Half Day	Per Half Day	Y	\$33.40	\$34.00	1.80%	\$0.60	N
Concessional Rate Full Day	Per Day	Y	\$55.60	\$56.60	1.80%	\$1.00	N
Commercial Rate Half Day	Per Half Day	Y	\$111.00	\$113.00	1.80%	\$2.00	N
Commercial Rate Full Day	Per Day	Y	\$200.00	\$203.50	1.75%	\$3.50	N

### Community Kitchen

Concessional Rate Half Day	Per Half Day	Y	\$44.50	\$45.25	1.69%	\$0.75	N
Concessional Rate Full Day	Per Day	Y	\$77.90	\$79.30	1.80%	\$1.40	N
Commercial Rate Half Day	Per Half Day	Y	\$111.00	\$113.00	1.80%	\$2.00	N
Commercial Rate Full Day	Per Day	Y	\$200.00	\$203.50	1.75%	\$3.50	N

Name	Unit of measure	GST	Year 21/22 Fee (incl. GST)	Year 22/23 Fee (incl. GST)	Increase %	Increase \$	Statutory
------	-----------------	-----	----------------------------------	----------------------------------	---------------	----------------	-----------

## Training Room

Concessional Rate Half Day	Per Half Day	Y	\$55.60	\$56.60	1.80%	\$1.00	N
Concessional Rate Full Day	Per Day	Y	\$111.00	\$113.00	1.80%	\$2.00	N
Commercial Rate Half Day	Per Half Day	Y	\$111.00	\$113.00	1.80%	\$2.00	N
Commercial Rate Full Day	Per Day	Y	\$200.00	\$203.50	1.75%	\$3.50	N

## Consultation Room

Concessional Rate per hour	Per Hour	Y	\$33.40	\$34.00	1.80%	\$0.60	N
Concessional Rate Full Day	Per Day	Y	\$89.00	\$90.60	1.80%	\$1.60	N
Commercial Rate per hour	Per Hour	Y	\$44.50	\$45.25	1.69%	\$0.75	N
Commercial Rate Full Day	Per Day	Y	\$167.00	\$170.00	1.80%	\$3.00	N

## Playgroup Room 2

Concessional Rate per 2 hour session	Per 2hr Session	Y	\$44.50	\$45.25	1.69%	\$0.75	N
Commercial Rate per hour	Per Hour	Y	\$33.40	\$34.00	1.80%	\$0.60	N
Commercial Rate Full Day	Per Day	Y	\$167.00	\$170.00	1.80%	\$3.00	N

## Front Room

Concessional Rate Half Day	Per Half Day	Y	\$22.25	\$22.65	1.80%	\$0.40	N
Concessional Rate Full Day	Per Day	Y	\$41.40	\$42.15	1.81%	\$0.75	N
Commercial Rate Half Day	Per Half Day	Y	\$66.70	\$67.90	1.80%	\$1.20	N
Commercial Rate Full Day	Per Day	Y	\$111.00	\$113.00	1.80%	\$2.00	N

## Foyer Room

Concessional Rate Half Day	Per Half Day	Y	\$66.70	\$67.90	1.80%	\$1.20	N
Concessional Rate Full Day	Per Day	Y	\$111.00	\$113.00	1.80%	\$2.00	N
Commercial Rate Half Day*	Per Half Day	Y	\$89.00	\$90.60	1.80%	\$1.60	N
Commercial Rate Full Day	Per Day	Y	\$167.00	\$170.00	1.80%	\$3.00	N
Groups auspiced by Council business units		N				No Charge	N

\* Evening and weekend hire only

## Hire of Community Facility - The Stables

### Top Floor

After hours call out fee	per hour	Y	\$83.24	\$84.70	1.75%	\$1.46	N
Commercial Rate hourly	per hour	Y	\$62.00	\$63.10	1.77%	\$1.10	N
Community hall public liability insurance	per event	Y	\$33.50	\$34.10	1.79%	\$0.60	N
Concession Rate hourly	per hour	Y	\$21.30	\$21.65	1.64%	\$0.35	N
Groups out spaced by Council business units	per event	N	\$0.00	\$0.00	0.00%	\$0.00	N

Name	Unit of measure	GST	Year 21/22 Fee (incl. GST)	Year 22/23 Fee (incl. GST)	Increase %	Increase \$	Statutory
------	-----------------	-----	----------------------------------	----------------------------------	---------------	----------------	-----------

## Top Floor [continued]

Late booking fee	per event	Y	\$48.72	\$49.55	1.70%	\$0.83	N
Security deposit (bond)	per event	N	\$100.00	\$102.00	2.00%	\$2.00	N
* Minimum \$100							

## Maternal & Child Health

### Vaccine

Bexsero	per vaccine	N	\$117.00	\$120.00	2.56%	\$3.00	N
Boostrix	per vaccine	N	\$48.00	\$47.00	-2.08%	-\$1.00	N
Engerix B Adult	per vaccine	N	\$25.50	\$25.00	-1.96%	-\$0.50	N
Havrix Adult	per vaccine	N	\$66.00	\$67.20	1.82%	\$1.20	N
Havrix Junior	per vaccine	N	\$49.00	\$49.85	1.73%	\$0.85	N
Influenza vaccine	per vaccine	N	\$18.30	\$18.00	-1.64%	-\$0.30	N
Nimenrix	per vaccine	N	\$79.50	\$70.00	-11.95%	-\$9.50	N
Varilrix	65	N	\$71.00	\$65.00	-8.45%	-\$6.00	N
Immunisation – vaccinations	Per vaccine	N	Fee varies with Vaccine				N
Immunisation – alternative vaccinations	Per vaccine	N	Fee varies with Vaccine				N

### Vaccine – No Charge

## Planning & Subdivision

### Amendments to Planning Scheme

Request to amend planning scheme	Per application	N	\$3,096.20	\$3,096.20	0.00%	\$0.00	Y
a) Considering a request to amend a planning scheme; and b) Taking action required by Division 1 of Part 3 of the Act; and c) Considering any submissions which do not seek a change to the amendment; and d) If applicable, abandoning the amendment							

### Consideration of submissions to Amendment and reference to panel

a) up to and including 10 submissions which seek a change to an amendment and where necessary referring the submissions to a panel	Per application	N	\$15,345.60	\$15,345.60	0.00%	\$0.00	Y
b) 11 to (and including) 20 submissions which seek a change to an amendment and where necessary referring the submissions to a panel	Per application	N	\$30,661.20	\$30,661.20	0.00%	\$0.00	Y
c) Submissions that exceed 20 submissions which seek a change to an amendment, and where necessary referring the submissions to a panel	Per application	N	\$40,986.80	\$40,986.80	0.00%	\$0.00	Y

Name	Unit of measure	GST	Year 21/22 Fee (incl. GST)	Year 22/23 Fee (incl. GST)	Increase %	Increase \$	Statutory
------	-----------------	-----	----------------------------------	----------------------------------	---------------	----------------	-----------

## Other

Adoption of an Amendment	Per application	N	\$488.50	\$488.50	0.00%	\$0.00	Y
Approval of an Amendment	Per application	N	\$488.50	\$488.50	0.00%	\$0.00	Y
Amendments under 20A	Per application	N	\$977.00	\$977.00	0.00%	\$0.00	Y
Amendments under 20(4)	Per application	N	\$4,058.10	\$4,058.10	0.00%	\$0.00	Y

Under section 96A(4)(a) of the Act: The sum of the highest of the fees which would have applied if separate applications were made and 50% of each of the other fees which would have applied if separate applications

For an agreement to a proposal to amend or end an agreement under section 173 of the Act	Per application	N	\$688.80	\$688.80	0.00%	\$0.00	Y
--	-----------------	---	----------	----------	-------	--------	---

For the first 12 months from commencement of the regulations (13 October 2016), the fees for planning scheme amendments will be charged at 50% of the fees set out in regulations

## Applications for permits Reg 9 Type of Permit Application

Class 1 Use only/reduction of car parking/loading bay requirements/liquor licence	Per application	N	\$1,337.70	\$1,337.70	0.00%	\$0.00	Y
---	-----------------	---	------------	------------	-------	--------	---

## Reg 9 Single Dwellings

To develop land for a single dwelling per lot or use and develop land for a single dwelling per lot and undertake development ancillary to the use of land for a single dwelling per lot included in the application (other than a class 7 or 8 permit or a permit to subdivide or consolidate land) if the cost of development is:

Class 2 < \$10,000	Per application	N	\$202.90	\$202.90	0.00%	\$0.00	Y
Class 3 > \$10,001 – \$100,000	Per application	N	\$638.80	\$638.80	0.00%	\$0.00	Y
Class 4 > \$100,001 – \$500,000	Per application	N	\$1,307.60	\$1,307.60	0.00%	\$0.00	Y
Class 5 > \$500,001 – \$1,000,000	Per application	N	\$1,412.80	\$1,412.80	0.00%	\$0.00	Y
Class 6 > \$1,000,001 – \$2,000,000	Per application	N	\$1,518.00	\$1,518.00	0.00%	\$0.00	Y

## Reg 9 VICSMART Applications

Class 7 < \$10,000	Per application	N	\$202.90	\$202.90	0.00%	\$0.00	Y
Class 8 > \$10,000	Per application	N	\$435.90	\$435.90	0.00%	\$0.00	Y
Class 9 VICSMART application to subdivide or consolidate land	Per application	N	\$202.90	\$202.90	0.00%	\$0.00	Y
Class 10 VICSMART A permit that is a VicSmart Application (other than a Class 7, 8 or 9)	Per application	N	\$202.90	\$202.90	0.00%	\$0.00	Y

## Reg 9 Other Development

Class 11 < \$100,000	Per application	N	\$1,164.80	\$1,164.80	0.00%	\$0.00	Y
Class 12 > \$100,001 – \$1,000,000	Per application	N	\$1,570.60	\$1,570.60	0.00%	\$0.00	Y
Class 13 > \$1,000,001 – \$5,000,000	Per application	N	\$3,464.40	\$3,464.40	0.00%	\$0.00	Y
Class 14 > \$5,000,001 – \$15,000,000	Per application	N	\$8,830.10	\$8,830.10	0.00%	\$0.00	Y
Class 15 > \$15,000,001 – \$50,000,000	Per application	N	\$26,039.50	\$26,039.50	0.00%	\$0.00	Y

Name	Unit of measure	GST	Year 21/22 Fee (incl. GST)	Year 22/23 Fee (incl. GST)	Increase %	Increase \$	Statutory
------	-----------------	-----	----------------------------------	----------------------------------	---------------	----------------	-----------

## Reg 9 Other Development [continued]

Class 16 > \$50,000,001	Per application	N	\$58,526.80	\$58,526.80	0.00%	\$0.00	Y
-------------------------	-----------------	---	-------------	-------------	-------	--------	---

## Reg 9 Subdivision

Class 17 Subdivide an existing building	Per application	N	\$1,337.70	\$1,337.70	0.00%	\$0.00	Y
Class 18 Subdivide land into 2 lots	Per application	N	\$1,337.70	\$1,337.70	0.00%	\$0.00	Y
Class 19 To effect a realignment of a common boundary between lots or to consolidate two or more lots	Per application	N	\$1,337.70	\$1,337.70	0.00%	\$0.00	Y
Class 20 Subdivide land (per 100 lots created)	Per application	N	\$1,337.70	\$1,337.70	0.00%	\$0.00	Y
Class 21	Per application	N	\$1,337.70	\$1,337.70	0.00%	\$0.00	Y

To:

- Create, vary a restriction within the meaning of the Subdivision Act 1988, or
- Create or remove a right of way; or
- Create, vary or remove an easement other than a right of way; or
- Vary or remove a condition in the nature of an easement (other than right of way) in a Crown grant

Class 22 A permit not otherwise provided for in the regulation	Per application	N	\$1,337.70	\$1,337.70	0.00%	\$0.00	Y
--	-----------------	---	------------	------------	-------	--------	---

## Certification

Reg 6 Certification of a plan of subdivision	Per application	N	\$177.40	\$177.40	0.00%	\$0.00	Y
Reg 7 Alteration of a plan under section 10 (2) of the Act	Per application	N	\$112.70	\$112.70	0.00%	\$0.00	Y

Any instance where Council requires a change to the plan to make it suitable for certification whether it be conditioned on the permit or prior

## Revised Plans Amend an application for a permit after notice has been given – Reg 12

Reg 12	Per application	N	40% of application fee for that class of application				Y
--------	-----------------	---	--	--	--	--	---

a) Under section 57A(3)(a) of the Act the fee to amend an application for a permit after notice is given is 40% of the application fee for that class of permit set out in the Table at regulation 9 c)

If an application to amend an application for a permit or amend an application to amend a permit has the effect of changing the class of that permit to a new class, having a higher application fee set out in the Table to regulation 9, the applicant must pay an additional fee being the difference the original class of application and the amended class of permit

## Other Applicable Statutory Fees

Reg 15 Application for Certificate of Compliance	Per application	N	\$330.70	\$330.70	0.00%	\$0.00	Y
Reg 18 Where a planning scheme specifies that a matter must be done to the satisfaction of a responsible authority, Minister, public authority or municipal council	Per application	N	\$330.70	\$330.70	0.00%	\$0.00	Y

Including lodging plans to comply if the first submission to Council was unsatisfactory

Name	Unit of measure	GST	Year 21/22 Fee (incl. GST)	Year 22/23 Fee (incl. GST)	Increase %	Increase \$	Statutory
------	-----------------	-----	----------------------------------	----------------------------------	---------------	----------------	-----------

## Planning schedule of permit application revision fees under section 57a – Reg 12 Type of Permit Application

Class 1 Use only/reduction of car parking/loading bay requirements/liquor licence	Per application	N	\$535.10	\$535.10	0.00%	\$0.00	Y
---	-----------------	---	----------	----------	-------	--------	---

### Reg 12 Single Dwellings

To develop land for a single dwelling per lot or use and develop land for a single dwelling per lot and undertake development ancillary to the use of land for a single dwelling per lot included in the application (other than a class 7 or 8 permit or a permit to subdivide or consolidate land) if the cost of development is:

Class 2 – Less than \$10,000	Per application	N	\$81.20	\$81.20	0.00%	\$0.00	Y
Class 3 – More than \$10,000 and not more than \$100,000	Per application	N	\$255.50	\$255.50	0.00%	\$0.00	Y
Class 4 – More than \$100,000 and not more than \$500,000	Per application	N	\$523.00	\$523.00	0.00%	\$0.00	Y
Class 5 – More than \$500,000 and not more than \$1,000,000	Per application	N	\$565.10	\$565.10	0.00%	\$0.00	Y
Class 6 – More than \$1,000,000 and not more than \$2,000,000	Per application	N	\$607.20	\$607.20	0.00%	\$0.00	Y

### Reg 12 Other Development

To develop land (incl single dwelling per lot) if the estimated cost of development is:

Class 11 – Less than \$100,000	Per application	N	\$465.90	\$465.90	0.00%	\$0.00	Y
Class 12 – More than \$100,000 and not more than \$1,000,000	Per application	N	\$628.20	\$628.20	0.00%	\$0.00	Y
Class 13 – More than \$1,000,000 and not more than \$5,000,000	Per application	N	\$1,385.80	\$1,385.80	0.00%	\$0.00	Y
Class 14 – More than \$5,000,000 and not more than \$15,000,000	Per application	N	\$3,532.00	\$3,532.00	0.00%	\$0.00	Y
Class 15 – More than \$15,000,000 and not more than \$50,000,000	Per application	N	\$10,415.80	\$10,415.80	0.00%	\$0.00	Y
Class 16 – More than \$50,000,000	Per application	N	\$23,410.70	\$23,410.70	0.00%	\$0.00	Y

### Reg 12 Subdivision

Class 17 To subdivide an existing building (other than a class 9 permit)	Per application	N	\$535.10	\$535.10	0.00%	\$0.00	Y
Class 18 To subdivide land into two lots (other than a class 9 or class 17 permit)	Per application	N	\$535.10	\$535.10	0.00%	\$0.00	Y
Class 19 To effect a realignment of a common boundary between lots or to consolidate two or more lots (other than a class 9 permit)	Per application	N	\$535.10	\$535.10	0.00%	\$0.00	Y

Name	Unit of measure	GST	Year 21/22	Year 22/23	Increase	Increase	Statutory
			Fee (incl. GST)	Fee (incl. GST)	%	\$	

## Reg 12 Subdivision [continued]

Class 20 To subdivide land (other than a class 9, class 17, class 18 or class 19 permit)	Per application	N	\$535.10 per 100 lots created				Y
			Min. Fee excl. GST: \$535.10				
			<b>Last year fee</b>				
			\$514.40 per 100 lots created				
Class 21	Per application	N	\$535.10	\$535.10	0.00%	\$0.00	Y

To:

- create, vary or remove a restriction within the meaning of the Subdivision Act 1988; or
- create or remove a right of way; or
- create, vary or remove an easement other than a right of way; or
- vary or remove a condition in the nature of an easement (other than right of way) in a Crown grant.

Class 22 A permit not otherwise provided for in the regulation	Per application	N	\$535.10	\$535.10	0.00%	\$0.00	Y
--	-----------------	---	----------	----------	-------	--------	---

## Reg 11 Permit Amendment Fees

Class 1 Use only/reduction of car parking/loading bay requirements/ liquor licence	Per application	N	\$1,337.70	\$1,337.70	0.00%	\$0.00	Y
Class 2 Application to amend a permit (other than a permit to develop land for a single dwelling per lot, use & develop land for a single dwelling per lot, or to undertake development ancillary to the use of land for a single dwelling per lot) to: To change the statement of what the permit allows or to change any or all of the conditions	Per application	N	\$1,337.70	\$1,337.70	0.00%	\$0.00	Y

## Reg 11 Single Dwellings

To develop land for a single dwelling per lot or use and develop land for a single dwelling per lot and undertake development ancillary to the use of land for a single dwelling per lot included in the application (other than a class 7 or 8 permit or a permit to subdivide or consolidate land) if the estimated cost of any additional development is:

Class 3 Amendment to a Class 2, 3, 4, 5 or 6 permit – Less than \$10,000	Per application	N	\$202.90	\$202.90	0.00%	\$0.00	Y
Class 4 Amendment to a Class 2, 3, 4, 5 or 6 permit – More than \$10,000 and not more than \$100,000	Per application	N	\$638.80	\$638.80	0.00%	\$0.00	Y
Class 5 Amendment to a Class 2, 3, 4, 5 or 6 permit – More than \$100,000 and not more than \$500,000	Per application	N	\$1,307.60	\$1,307.60	0.00%	\$0.00	Y
Class 6 Amendment to a Class 2, 3, 4, 5 or 6 permit – More than \$500,000	Per application	N	\$1,412.80	\$1,412.80	0.00%	\$0.00	Y



Name	Unit of measure	GST	Year 21/22 Fee (incl. GST)	Year 22/23 Fee (incl. GST)	Increase %	Increase \$	Statutory
------	-----------------	-----	----------------------------------	----------------------------------	---------------	----------------	-----------

## Reg 11 VICSMART Applications which meet the VicSmart criteria

Class 7 Amendment to a Class 7 permit	Per application	N	\$202.90	\$202.90	0.00%	\$0.00	Y
If the estimated cost of any additional development is less than \$10,000							
Class 8 Amendment to a Class 8 permit	Per application	N	\$435.90	\$435.90	0.00%	\$0.00	Y
If the estimated cost of any additional development is more than \$10,000							
Class 9 Amendment to a Class 9 permit – Subdivide or consolidate land	Per application	N	\$202.90	\$202.90	0.00%	\$0.00	Y
Class 10 Amendment to a Class 10 permit (other than a class 7, class 8 or class 9 permit)	Per application	N	\$202.90	\$202.90	0.00%	\$0.00	Y

## Reg 11 Other Development

Amendment to a Class 11, 12, 13, 14, 15 or 16 permit – Less than \$100,000	Per application	N	\$1,164.80	\$1,164.80	0.00%	\$0.00	Y
Amendment to a Class 11, 12, 13, 14, 15 or 16 permit – More than \$100,000 and not more than \$1,000,000	Per application	N	\$1,570.60	\$1,570.60	0.00%	\$0.00	Y
Amendment to a Class 11, 12, 13, 14, 15 or 16 permit – More than \$1,000,000	Per application	N	\$3,464.40	\$3,464.40	0.00%	\$0.00	Y

## Reg 11 Subdivision

Class 14 – Class 19 Amendments	Per application	N	\$1,337.70	\$1,337.70	0.00%	\$0.00	Y
--------------------------------	-----------------	---	------------	------------	-------	--------	---

## Reg 8 Recertification

Reg 8 Recertification of a plan of subdivision	Per application	N	\$142.80	\$142.80	0.00%	\$0.00	Y
--	-----------------	---	----------	----------	-------	--------	---

## Reg 12 Revised Plans Amend an application for an amendment to a permit after notice has been given

Fee to amend an application for a permit after notice is given	Per application	N	40% of application fee for that class of application				Y
If an application to amend an application for a permit or amend an application to amend a permit has the effect of changing the class of that permit to a new class, having a higher application fee set out in the Table to regulation 9, the applicant must pay an additional fee being the difference the original class of application and the amended d class of permit							

## Other Applicable Statutory Fees

Reg 16 For an agreement to a proposal to amend or end an agreement under S173 of the Act	Per application	N	\$668.80	\$668.80	0.00%	\$0.00	Y
--	-----------------	---	----------	----------	-------	--------	---

Name	Unit of measure	GST	Year 21/22 Fee (incl. GST)	Year 22/23 Fee (incl. GST)	Increase %	Increase \$	Statutory
------	-----------------	-----	----------------------------------	----------------------------------	---------------	----------------	-----------

## Other Applicable Statutory Fees [continued]

Reg 18 Where a planning scheme specifies that a matter must be done to the satisfaction of a responsible authority, Minister, public authority or municipal council Including lodging plans to comply if the first submission to Council was unsatisfactory	Per application	N	\$330.70	\$330.70	0.00%	\$0.00	Y
---	-----------------	---	----------	----------	-------	--------	---

## Reg 12 Planning schedule of permit amendment revision fees under Section 57A Type of Permit Amendment

Class 1 Use only/reduction of car parking/loading bay requirements/ liquor licence	Per application	N	\$535.10	\$535.10	0.00%	\$0.00	Y
Class 2 Application to amend a permit (other than a permit to develop land for a single dwelling per lot, use & develop land for a single dwelling per lot, or to undertake development ancillary to the use of land for a single dwelling per lot) to: To change the statement of what the permit allows or To change any or all of the conditions	Per application	N	\$535.10	\$535.10	0.00%	\$0.00	Y

## Reg 12 Single Dwellings

To develop land for a single dwelling per lot or use and develop land for a single dwelling per lot and undertake development ancillary to the use of land for a single dwelling per lot included in the application (other than a class 7 or 8 permit or a permit to subdivide or consolidate land) if the estimated cost of any additional development is:

Class 3 Amendment to a Class 2, 3, 4, 5 or 6 permit – Less than \$10,000	Per application	N	\$81.20	\$81.20	0.00%	\$0.00	Y
Class 4 Amendment to a Class 2, 3, 4, 5 or 6 permit – More than \$10,000 and not more than \$100,000	Per application	N	\$255.50	\$255.50	0.00%	\$0.00	Y
Class 5 Amendment to a Class 2, 3, 4, 5 or 6 permit – More than \$100,000 and not more than \$500,000	Per application	N	\$523.00	\$523.00	0.00%	\$0.00	Y
Class 6 Amendment to a Class 2, 3, 4, 5 or 6 permit – More than \$500,000	Per application	N	\$565.10	\$565.10	0.00%	\$0.00	Y

## Reg 12 Other Development

Class 10 Amendment to a Class 11, 12, 13, 14, 15 or 16 permit – Less than \$100,000	Per application	N	\$465.90	\$465.90	0.00%	\$0.00	Y
Class 11 Amendment to a Class 11, 12, 13, 14, 15 or 16 permit – More than \$100,000 and not more than \$1,000,000	Per application	N	\$628.20	\$628.20	0.00%	\$0.00	Y
Class 12 Amendment to a Class 11, 12, 13, 14, 15 or 16 permit – More than \$1,000,000	Per application	N	\$1,385.80	\$1,385.80	0.00%	\$0.00	Y

Name	Unit of measure	GST	Year 21/22 Fee (incl. GST)	Year 22/23 Fee (incl. GST)	Increase %	Increase \$	Statutory
------	-----------------	-----	----------------------------------	----------------------------------	---------------	----------------	-----------

## Reg 12 Subdivision

Class 14 Amendment to a Class 17 permit – To subdivide an existing building (other than a class 9 permit)	Per application	N	\$535.10	\$535.10	0.00%	\$0.00	Y
Class 15 Amendment to a Class 18 permit – To subdivide land into two lots (other than a class 9 or class 17 permit)	Per application	N	\$535.10	\$535.10	0.00%	\$0.00	Y
Class 16 Amendment to a Class 19 permit – To effect a realignment of a common boundary between lots or to consolidate two or more lots (other than a class 9 permit)	Per application	N	\$535.10	\$535.10	0.00%	\$0.00	Y
Class 17 Amendment to a Class 20 permit – To subdivide land (other than a class 9, class 17, class 18 or class 19 permit)	Per application	N	\$535.10 per 100 lots created Min. Fee excl. GST: \$535.10				Y
Class 18 Amendment to a Class 21 permit - To: a) create, vary or remove a restriction within the meaning of the Subdivision Act 1988; or b) create or remove a right of way; or c) create, vary or remove an easement other than a right of way; or d) vary or remove a condition in the nature of an easement (other than right of way) in a Crown grant.	Per application	N	\$535.10	\$535.10	0.00%	\$0.00	Y
Class 19 Amendment to a Class 22 permit – A permit not otherwise provided for in the regulation	Per application	N	\$535.10	\$535.10	0.00%	\$0.00	Y

## Other Fees

Application for certificate of compliance	Per request	N	\$330.70	\$330.70	0.00%	\$0.00	Y
Application for a planning certificate	Per request	N	\$20.90 (hard copy) or \$7.00 (Electronic) Min. Fee excl. GST: \$7.00				Y
Determination whether anything is to Council's satisfaction	Per request	N	\$330.70	\$330.70	0.00%	\$0.00	Y

## Request to extend expiry date of a permit

Vicsmart	Per request	Y	\$101.50	\$103.50	1.97%	\$2.00	N
Single Dwelling	Per request	Y	\$487.00	\$495.50	1.75%	\$8.50	N
2 to 0 Dwellings	Per request	Y	\$761.00	\$774.00	1.71%	\$13.00	N
10 or more Dwellings	Per request	Y	\$1,015.00	\$1,035.00	1.97%	\$20.00	N
Subdivision	Per request	Y	\$487.00	\$495.50	1.75%	\$8.50	N
Use only	Per request	Y	\$487.00	\$495.50	1.75%	\$8.50	N
Other Development less than 5M	Per request	Y	\$1,270.00	\$1,290.00	1.57%	\$20.00	N
Other Development more than 5M	Per request	Y	\$2,030.00	\$2,065.00	1.72%	\$35.00	N

Name	Unit of measure	GST	Year 21/22 Fee (incl. GST)	Year 22/23 Fee (incl. GST)	Increase %	Increase \$	Statutory
------	-----------------	-----	----------------------------------	----------------------------------	---------------	----------------	-----------

## Request to amend a permit/plans Secondary Consent (other than under s72)

De-scaling a project	Per request	Y	\$558.00	\$568.00	1.79%	\$10.00	N
----------------------	-------------	---	----------	----------	-------	---------	---

## If the estimated cost of any additional development to be permitted by the amendment is

### Single Dwelling

Class 2 < \$10,000	Per request	Y	\$203.00	\$206.50	1.72%	\$3.50	N
Class 3 > \$10,001 – \$100,000	Per request	Y	\$639.00	\$650.00	1.72%	\$11.00	N
Class 4 > \$100,001 – \$500,00	Per request	Y	\$1,310.00	\$1,335.00	1.91%	\$25.00	N
Class 5 > \$500,001 – \$1,000,000	Per request	Y	\$1,415.00	\$1,440.00	1.77%	\$25.00	N
Class 6 > \$1,000,001 – \$2,000,000	Per request	Y	\$1,520.00	\$1,545.00	1.64%	\$25.00	N

### VicSmart

Class 7 < \$10,000	Per request	Y	\$203.00	\$206.50	1.72%	\$3.50	N
Class 8 > \$10,000	Per request	Y	\$436.00	\$443.50	1.72%	\$7.50	N
Class 9 VICSMART application to subdivide or consolidate land	Per request	Y	\$203.00	\$206.50	1.72%	\$3.50	N
Class 10 VICSMART A permit that is a VicSmart Application (other than a Class 7, 8 or 9)	Per request	Y	\$203.00	\$206.50	1.72%	\$3.50	N

### Other Development

Amendment to a Development Plan Approval		Y	\$0.00	\$3,465.00	∞	\$3,465.00	N
Application for Development Plan Approval		Y	\$0.00	\$3,465.00	∞	\$3,465.00	N
\$100,000 or less	Per request	Y	\$1,165.00	\$1,185.00	1.72%	\$20.00	N
More than \$100,001 and not more than \$1,000,000	Per request	Y	\$1,570.00	\$1,595.00	1.59%	\$25.00	N
\$1,000,001 and above	Per request	Y	\$3,465.00	\$3,525.00	1.73%	\$60.00	N
Subdivision	Per request	Y	\$1,340.00	\$1,365.00	1.87%	\$25.00	N
Property enquiry	Per request	Y	\$304.50	\$327.50	7.55%	\$23.00	N
Advertising Letters and Notices (5 or more notices)	Per requirement	Y	\$6.25	\$6.35	1.60%	\$0.10	N
On site notices	Per requirement	Y	\$73.10	\$74.40	1.78%	\$1.30	N
Notice in a Newspaper	Per requirement	Y	\$1,260.00	\$1,280.00	1.59%	\$20.00	N
Plans to comply with Condition 1 of the permit – Second and subsequent assessments	Per request	Y	\$330.50	\$336.50	1.82%	\$6.00	N
Public Photocopier (per copy)	On demand	N				Standard Fee	N
Plan photocopying (larger than A3)	On demand	Y				Standard Fee	N

### Planning Scheme Amendment

Advertising Letters and Notices	On demand	Y	\$5.70	\$5.80	1.75%	\$0.10	N
---------------------------------	-----------	---	--------	--------	-------	--------	---

Name	Unit of measure	GST	Year 21/22 Fee (incl. GST)	Year 22/23 Fee (incl. GST)	Increase %	Increase \$	Statutory
------	-----------------	-----	----------------------------------	----------------------------------	---------------	----------------	-----------

## Archive Request

Residential	Per request	Y	\$152.00	\$154.50	1.64%	\$2.50	N
Commercial	Per request	Y	\$406.00	\$413.00	1.72%	\$7.00	N

## Building Control/Regulation

### Lodgement Fees (building work permit)

Value \$5,000 and greater (Statutory fee)	Per application	N	\$123.70	\$123.70	0.00%	\$0.00	Y
Building permit levy for a Building greater than \$10,000 (Statutory fee) – Residential Only	Per application	N	Cost x 0.00128				Y
Certificate S327 (incl. Flood Certificate)	Per application	N	\$47.95	\$47.95	0.00%	\$0.00	Y
Property information request (incl Solicitor 's request fee) (Statutory Fee) (incl inspections owner/builder projects)	Per application	N	\$47.95	\$47.95	0.00%	\$0.00	Y
Urgent fee	Per certificate	N	\$94.40	\$94.40	0.00%	\$0.00	N

## Building Permit Fees

### Class 1 & 10

Demolish – detached dwelling	Per application	Y	\$743.00	\$756.00	1.75%	\$13.00	N
Demolish – attached dwelling	Per application	Y	\$849.00	\$864.00	1.77%	\$15.00	N
Demolish – commercial building	Per application	Y	\$914.00	\$930.00	1.75%	\$16.00	N
Min \$500							

Swimming Pools	Per application	Y	\$743.00	\$756.00	1.75%	\$13.00	N
Fences (Class 10 Structure)	Per application	Y	\$531.00	\$540.00	1.69%	\$9.00	N
Carports, Garages, Shed etc. (Class 10 Structure)	Per application	Y	\$743.00	\$756.00	1.75%	\$13.00	N
Alterations & Additions – Up to \$10,000	Per application	Y	\$743.00	\$756.00	1.75%	\$13.00	N
Alterations & Additions – \$10,001-\$20,000	Per application	Y	\$955.00	\$972.00	1.78%	\$17.00	N
Alterations & Additions – \$20,001-\$100,000	Per application	Y	\$1,275.00	\$1,295.00	1.57%	\$20.00	N
Alterations & Additions – \$100,001-\$300,000	Per application	Y	\$1,590.00	\$1,620.00	1.89%	\$30.00	N
Alterations & Additions – \$300,001-\$400,000	Per application	Y	\$2,120.00	\$2,155.00	1.65%	\$35.00	N
New dwellings: single	Per application	Y	\$1,910.00	\$1,945.00	1.83%	\$35.00	N
New dwellings: 2 attached	Per application	Y	\$2,120.00	\$2,155.00	1.65%	\$35.00	N
New Multiple Class 1 developments (Quotation)	Per application	Y	\$1,825.00	\$1,855.00	1.64%	\$30.00	N

Name	Unit of measure	GST	Year 21/22	Year 22/23	Increase	Increase	Statutory
			Fee (incl. GST)	Fee (incl. GST)	%	\$	

## Class 2, 3, 4, 5, 6, 7, 8 and 9

Miscellaneous commercial work e.g. remove hydrant hose	Per application	Y	\$531.00	\$540.00	1.69%	\$9.00	N
Up to \$30,000	Per application	Y	\$849.00	\$864.00	1.77%	\$15.00	N
\$30,001-\$100,000	Per application	Y	\$1,590.00	\$1,620.00	1.89%	\$30.00	N
\$100,001-\$300,000	Per application	Y	\$2,120.00	\$2,155.00	1.65%	\$35.00	N
\$300,001-\$500,000	Per application	Y	\$3,185.00	\$3,240.00	1.73%	\$55.00	N
Class 2 (Residential fit outs)	Per application	Y	\$1,060.00	\$1,080.00	1.89%	\$20.00	N
Over \$500,000 (quotation based on consulting building surveyors schedule)	Per application	Y	Quotation + 10%				N
Extension of permit/application 3/6/12 months	Per application	Y	\$418/\$522/\$627				N
			Min. Fee excl. GST: \$418.00				
VBA cladding rectification levy Classes 2 – 8 (works \$800,000 to \$1M) (Statutory fee)	Per application	N	\$1.28/\$1,000 cost in works (\$0.00128 x cost of works)				Y
VBA cladding rectification levy Classes 2 – 8 (works \$1M - \$1.5M) (Statutory fee)	Per application	N	\$2.56/\$1,000 cost in works (\$0.00256 x cost of works)				Y
VBA cladding rectification levy Classes 2 – 8 (over \$1.5M) (Statutory fee)	Per application	N	\$8.20/\$1,000 cost in works (\$0.00820 x cost of works)				Y

## Miscellaneous

Consent & Report applications (other than demolition) (Reg 116)		N	\$299.10	\$299.10	0.00%	\$0.00	Y
Building Record search Class 1 & 10	Per application	N	\$152.00	\$152.00	0.00%	\$0.00	N
Building Record search Class 2-9	Per application	N	\$406.00	\$406.00	0.00%	\$0.00	N
Consent & Report applications (other than demolition)	Per application	N	\$294.70	\$294.70	0.00%	\$0.00	Y
Consent & Report applications Reg 116	Per application	N	\$294.70	\$294.70	0.00%	\$0.00	N
Report and consent advertising	Per application	Y	\$101.20	\$101.20	0.00%	\$0.00	Y
Consulting charge out rate p/hr i.e. dilapidation surveys	Per application	Y	\$216.00	\$220.00	1.85%	\$4.00	N
Variation to Building Permit (change of details)	Per application	Y	\$318.50	\$324.00	1.73%	\$5.50	N
Variation to Building Permit (amended documentation)	Per application	Y	\$530.00	\$539.00	1.70%	\$9.00	N
Minimum charge							

Additional Occupancy Permits	Per application	Y	\$159.50	\$159.50	0.00%	\$0.00	N
Siting Approval Public Entertainment Fast – Track Assessment Fee (<10 business days notice)	Per application	Y	\$500.00	\$509.00	1.80%	\$9.00	N
Siting Approval Public Entertainment – 1 Structure	Per application	Y	\$418.20	\$418.20	0.00%	\$0.00	N
Siting Approval Public Entertainment – 2-5 Structures	Per application	Y	\$1,000.00	\$1,000.00	0.00%	\$0.00	N
Siting Approval Public Entertainment – 6-9 Structures	Per application	Y	\$1,500.00	\$1,500.00	0.00%	\$0.00	N

Name	Unit of measure	GST	Year 21/22 Fee (incl. GST)	Year 22/23 Fee (incl. GST)	Increase %	Increase \$	Statutory
------	-----------------	-----	----------------------------------	----------------------------------	---------------	----------------	-----------

## Miscellaneous [continued]

Siting Approval Public Entertainment – 10+ Structures	Per application	Y	\$2,500.00	\$2,545.00	1.80%	\$45.00	N
Public Entertainment Permits Fast Track Fee Assessment Fee (<10 business days notice)	Per application	Y	\$750.00	\$750.00	0.00%	\$0.00	N
Public Entertainment Permits (temporary) Site up to 1,000m2 (Max. 5 structures. Max 2hrs inspection time)	Per application	Y	\$1,000.00	\$1,000.00	0.00%	\$0.00	N
Public Entertainment Permits (temporary) Site 1,001 m2 to 5,000m2 (Max. 5 structures. Max 2hrs inspection time)	Per application	Y	\$1,500.00	\$1,500.00	0.00%	\$0.00	N
Public Entertainment Permits (temporary) Site 5,001 m2 to 15,000m2 (Max. 5 structures 2. Max 3hrs inspection time)	Per application	Y	\$2,500.00	\$2,500.00	0.00%	\$0.00	N
Public Entertainment Permits (temporary) Site 15,001m2+ (Max.30 structures. Max. 4 hrs inspection time)	Per application	Y	\$4,000.00	\$4,000.00	0.00%	\$0.00	N
Public Entertainment Permits (temporary) Site 25,001m2+ (Max.50 structures. Max. 6 hrs inspection time)	Per application	Y	\$6,025.00	\$6,025.00	0.00%	\$0.00	N
Public Entertainment Permits (temporary) additional Inspection per hour	Per Hour	Y	\$145.00	\$145.00	0.00%	\$0.00	N
Public Entertainment Permits (temporary) additional Inspection per hour (out of hours)	Per Hour	Y	\$250.00	\$250.00	0.00%	\$0.00	N
Public Entertainment Permits – Charity or other Council specific endorsed Public Entertainment events	Per application	Y	No Charge				N
Liquor Licence Reports (site check and measure up to 500m2 of building)	Per application	Y	\$1,280.00	\$1,300.00	1.56%	\$20.00	N
Change of Use/Combined Allotment Statements	Per application	Y	Quotation + 10%				N
A1 Copies – per copy	Per Copy	Y	\$17.35	\$17.65	1.73%	\$0.30	N
A3 Copies – per copy	Per Copy	Y	\$2.05	\$2.10	2.44%	\$0.05	N
A4 Copies – per copy	Per Copy	Y	\$0.85	\$0.85	0.00%	\$0.00	N
Emergency work/cost recovery	Per submission	Y	Cost + 20%				N
Additional Consulting Services re Building Permits	Per application	Y	Quotation + 10%				N
Final Inspection – (Class 1 & 10) Lapsed Building Permit – No Works	Per application	Y	\$414.00	\$421.00	1.69%	\$7.00	N
Final Inspection – (Class 2-9) Lapsed Building Permit – No Works	Per application	Y	\$572.00	\$582.00	1.75%	\$10.00	N
Inspection – per inspection	Per Inspection	Y	\$208.50	\$212.00	1.68%	\$3.50	N
Inspection – per inspection (out of hours)	Per Inspection (out of hrs)	Y	\$430.50	\$438.00	1.74%	\$7.50	N
Computation checking	Per application	Y	Quotation + 10%				N

Name	Unit of measure	GST	Year 21/22 Fee (incl. GST)	Year 22/23 Fee (incl. GST)	Increase %	Increase \$	Statutory
------	-----------------	-----	----------------------------------	----------------------------------	---------------	----------------	-----------

## Miscellaneous [continued]

Certification fee	Per application	Y	\$3,955.00	\$4,025.00	1.77%	\$70.00	N
Building Permit fee x 350% with a minimum charge of \$3,896.75 – Refer C.O.W							
Adjoining Property Owners Details (search)	Per property	Y	\$10.00/property				N
			Min. Fee excl. GST: \$9.09				
Alternative Solution/ Dispensation/ Change of Use determination	Per application and item	Y	\$694.30 for first determination + \$69.55 per additional item				N
			Min. Fee excl. GST: \$631.18				

## Pool & Spa Register related fees

Registration & Search Fee for each pool/spa built before 1 November 2020	Per registration	N	\$80.30	\$80.30	0.00%	\$0.00	Y
Registration Fee for each pool/spa built after 1 November 2020	Per registration	N	\$32.30	\$32.30	0.00%	\$0.00	Y
Lodgement of each certificate of pool and spa barrier compliance	Per lodgement	N	\$20.70	\$20.70	0.00%	\$0.00	Y
Lodgement of each certificate of pool and spa barrier non-compliance	Per lodgement	N	\$390.80	\$390.80	0.00%	\$0.00	Y

## Hire of Town Halls

Overtime - past 2am	per hour	N	\$500.00	\$500.00	0.00%	\$0.00	N
Hourly hire – Full (min 3 hourly hire)	Per Hour	Y	\$266.00	\$270.00	1.50%	\$4.00	N
Hourly hire – Not-for-Profit (min 3 hourly hire)	Per Hour	Y	\$128.00	\$130.00	1.56%	\$2.00	N
Kitchen Use Only – per day	Per Day	Y	\$282.00	\$287.00	1.77%	\$5.00	N
Balcony (per day)	Per Day	Y	\$445.00	\$453.00	1.80%	\$8.00	N
Security Deposit (Bond)	Per Event	N	\$1,000.00	\$1,000.00	0.00%	\$0.00	N

\* Minimum value \$1,000

Town Hall Public Liability Insurance (per day)	Per Day	Y	\$87.00	\$88.00	1.15%	\$1.00	N
Late Booking Fee	Per Event	Y	\$48.00	\$50.00	4.17%	\$2.00	N
Late Booking Change Administration Fee	Per Change	Y	\$21.00	\$22.00	4.76%	\$1.00	N
Sound Technician (per hour)	Per Hour	Y	\$53.00	\$54.00	1.89%	\$1.00	N
Hire of Sound System - per day * requires sound technician	Per Day	Y	\$213.00	\$215.00	0.94%	\$2.00	N

\*requires sound technician

Hire of Inbuilt Projector - per day	Per Day	Y	\$160.00	\$163.00	1.88%	\$3.00	N
Hire of Portable Projector (per day)	Per Day	Y	\$54.00	\$55.00	1.85%	\$1.00	N
Hire of Piano - per day	Per Day	Y	\$160.00	\$163.00	1.88%	\$3.00	N
Site Induction (additional)	Per Occurrence	Y	\$83.00	\$84.00	1.20%	\$1.00	N
After Hours Call-Out Fee per hour	Per Hour	Y	\$83.00	\$84.00	1.20%	\$1.00	N



Name	Unit of measure	GST	Year 21/22 Fee (incl. GST)	Year 22/23 Fee (incl. GST)	Increase %	Increase \$	Statutory
------	-----------------	-----	----------------------------------	----------------------------------	---------------	----------------	-----------

## Community Halls

### Small Community Spaces

Library meeting rooms, Williams Reserve Community Room, Hugo Wertheim Room, Radio Room

Hourly hire – Full	Per Hour	Y	\$34.00	\$35.00	2.94%	\$1.00	N
Hourly hire – Not-for-Profit	Per Hour	Y	\$7.00	\$7.00	0.00%	\$0.00	N
Groups auspice by Council business units		Y	No Charge				N
Security Deposit (Bond)	Per Event	N	\$100.00	\$100.00	0.00%	\$0.00	N
^Minimum value \$100							

Community Hall Public Liability Insurance (per day)	Per Day	Y	\$33.00	\$34.00	3.03%	\$1.00	N
After Hours Call-Out Fee per hour	Per Hour	Y	\$83.00	\$84.00	1.20%	\$1.00	N
Late Booking Fee	Per Event	Y	\$48.00	\$50.00	4.17%	\$2.00	N
Late Booking Change Administration Fee	Per Change	Y	\$22.00	\$22.00	0.00%	\$0.00	N

### Medium Community Spaces

Hourly hire – Full (min 3 hourly hire)	Per Hour	Y	\$63.00	\$64.00	1.59%	\$1.00	N
Hourly hire – Not-for-Profit (min 3 hourly hire)	Per Hour	Y	\$22.00	\$22.00	0.00%	\$0.00	N
Groups auspicied by Council business units		N	No Charge				N
Security Deposit (Bond)	Per Event	N	\$100.00	\$100.00	0.00%	\$0.00	N
^ Minimum value \$100							

Community Hall Public Liability Insurance - per day	Per Day	Y	\$33.00	\$35.00	6.06%	\$2.00	N
After Hours Call-Out Fee per hour	Per Hour	Y	\$83.00	\$84.00	1.20%	\$1.00	N
Late Booking Fee	Per Event	Y	\$48.00	\$50.00	4.17%	\$2.00	N
Late Booking Change Administration Fee	Per Change	Y	\$22.00	\$22.00	0.00%	\$0.00	N

\* Loughnan Hall, Mark Street Hall, Richmond Senior Citizens Centre

### Large Community Spaces

Hourly hire – Full (min 3 hourly hire)	Per Hour	Y	\$71.00	\$72.00	1.41%	\$1.00	N
Hourly hire – Not-for-Profit (min 3 hourly hire)	Per Hour	Y	\$25.00	\$26.00	4.00%	\$1.00	N
Groups auspicied by Council business units		Y	No Charge				N
Security Deposit (Bond)	Per Event	N	\$100.00	\$100.00	0.00%	\$0.00	N
* ** Minimum value \$100							

Community Hall Public Liability Insurance (per day)	Per Day	Y	\$33.00	\$35.00	6.06%	\$2.00	N
Sound Technician - per hour	Per Hour	Y	\$53.00	\$54.00	1.89%	\$1.00	N

Name	Unit of measure	GST	Year 21/22 Fee (incl. GST)	Year 22/23 Fee (incl. GST)	Increase %	Increase \$	Statutory
------	-----------------	-----	----------------------------------	----------------------------------	---------------	----------------	-----------

## Large Community Spaces [continued]

After Hours Call-Out Fee per hour	Per Hour	Y	\$83.00	\$84.00	1.20%	\$1.00	N
Site Induction (additional)	Per Occurrence	Y	\$83.00	\$84.00	1.20%	\$1.00	N
Late Booking Fee	Per Event	Y	\$48.00	\$50.00	4.17%	\$2.00	N
Late Booking Change Administration Fee	Per Change	Y	\$22.00	\$22.00	0.00%	\$0.00	N

\* Collingwood Senior Citizens Centre, Edinburgh Gardens Community Room, Studio 1, Community Space at Bargoonga Nganjin

## Performance Spaces (Richmond Theatrette)

Hourly Hire - Full rate		N	\$71.00	\$70.00	-1.41%	-\$1.00	N
Hourly Rate - Non for profit		N	\$25.00	\$20.00	-20.00%	-\$5.00	N
Day Rate – Full	Per Day	Y	\$1,080.00	\$775.00	-28.24%	-\$305.00	N
Day Rate – Not-for-Profit	Per Day	Y	\$596.00	\$200.00	-66.44%	-\$396.00	N
7 Day Rate – Full	Per Week	Y	\$5,415.00	\$5,000.00	-7.66%	-\$415.00	N
7 Day Rate – Not-for-Profit	Per Week	Y	\$2,700.00	\$1,350.00	-50.00%	-\$1,350.00	N
Security Deposit (Bond)	Per Event	N	\$200.00	\$200.00	0.00%	\$0.00	N

\* Minimum value \$200

Community Hall Public Liability Insurance - per day	Per Day	Y	\$33.00	\$35.00	6.06%	\$2.00	N
Sound Technician - per hour	Per Hour	Y	\$53.00	\$54.00	1.89%	\$1.00	N
Site Induction (additional)	Per Occurrence	Y	\$83.00	\$84.00	1.20%	\$1.00	N
Late Booking Fee	Per Event	Y	\$48.00	\$50.00	4.17%	\$2.00	N
Late Booking Change Administration Fee	Per Change	Y	\$22.00	\$22.00	0.00%	\$0.00	N

## Parks and Open Space

### Site Fees, Occupation Charges & Other Usage Charges

Site fee for use of Parks, Reserve or Rotunda – Full	Per Day	Y	\$168.50	\$171.50	1.78%	\$3.00	N
Site fee for use of Parks, Reserve or Rotunda – Not-for-Profit	Per day	Y				No Charge	N
Occupation of public land (parks, roads, footpaths etc.) for events (commercial)	For every 5m2	Y	\$3.85	\$3.90	1.30%	\$0.05	N
Power	Per Day	Y	\$109.00	\$111.00	1.83%	\$2.00	N
Event Inspection Charge	Per Event	Y	\$249.00	\$253.50	1.81%	\$4.50	N

## Fairfield Amphitheatre

Day Rate – Full	Per Day	Y	\$380.00	\$386.50	1.71%	\$6.50	N
Day Rate – Concession	Per Day	Y	\$119.00	\$121.00	1.68%	\$2.00	N
Power	Per Day	Y	\$109.00	\$111.00	1.83%	\$2.00	N
Kiosk	Per Day	Y	\$97.00	\$98.70	1.75%	\$1.70	N

Name	Unit of measure	GST	Year 21/22 Fee (incl. GST)	Year 22/23 Fee (incl. GST)	Increase %	Increase \$	Statutory
------	-----------------	-----	----------------------------------	----------------------------------	---------------	----------------	-----------

## Fairfield Amphitheatre [continued]

Change Rooms	Per Day	Y	\$97.00	\$98.70	1.75%	\$1.70	N
Bond	Per Event	Y				From \$100	N
Min. Fee excl. GST: \$100.00							

## Burnley Circus Site

Day Rate – Concession (Not-for-Profit)	Per day	Y	\$0.00	\$550.00	∞	\$550.00	N
Weekly Rate - Concession (Not-for-Profit)		Y	\$0.00	\$2,750.00	∞	\$2,750.00	N
Weekly Rate - Full (Commercial)		Y	\$0.00	\$8,250.00	∞	\$8,250.00	N
Day Rate – Full (Commercial)	Per Day	Y	\$1,030.00	\$1,650.00	60.19%	\$620.00	N
Power	Per Day	Y	\$109.00	\$111.00	1.83%	\$2.00	N
Bond	Per Event	Y				Up to \$10,000	N
Last year fee Up to \$4,000							

## Permits

Event Application Fee	Per Event	Y	\$66.00	\$67.20	1.82%	\$1.20	N
Event Permit Application Fee for events of 500 or more persons or with significant structures or risks, as assessed by council officer, less than 12 weeks prior to event	Per Event	Y	\$259.00	\$263.50	1.74%	\$4.50	N
Market Permit (One Off fee) – Full	Per Event	Y	\$434.00	\$441.50	1.73%	\$7.50	N
Market Permit (One Off fee) – Concession	Per Event	Y	\$174.00	\$177.00	1.72%	\$3.00	N
Minor Sound Permit	Per Event	Y	\$54.00	\$54.90	1.67%	\$0.90	N

## Event Permit – Up to 100 persons with no structures and minimum risks

Small Event Permit (per event day) – Full	Per Event Day	Y	\$114.00	\$116.00	1.75%	\$2.00	N
Small Event Permit (per event day) – Concession	Per Event Day	Y				No Charge	N

## Event Permit – 100 persons 500 or with minimal structures and risks

Medium Event Permit (per event day) – Full	Per Event Day	Y	\$282.00	\$287.00	1.77%	\$5.00	N
Medium Event Permit (per event day) – Concession	Per Event Day	Y	\$114.00	\$116.00	1.75%	\$2.00	N

Name	Unit of measure	GST	Year 21/22 Fee (incl. GST)	Year 22/23 Fee (incl. GST)	Increase %	Increase \$	Statutory
------	-----------------	-----	----------------------------------	----------------------------------	---------------	----------------	-----------

## Event Permit – 500 or more persons or with significant structures or risks, as assessed by Council Officer

Major Event Permit (per event day) – Full	Per Event Day	Y	\$488.00	\$496.50	1.74%	\$8.50	N
Major Event Permit (per event day) – Concession	Per Event Day	Y	\$119.00	\$121.00	1.68%	\$2.00	N

## Yarra Leisure Centres

### Casual Entry

Adult Swim, Spa & Sauna		N	\$14.20	\$14.00	-1.41%	-\$0.20	N
Child Swim		N	\$3.80	\$4.90	28.95%	\$1.10	N
Concession Swim		N	\$4.40	\$4.90	11.36%	\$0.50	N
Family Swim		N	\$16.90	\$20.00	18.34%	\$3.10	N
Locker		N	\$3.00	\$3.00	0.00%	\$0.00	N
Swim Upgrade to S/S/S		N	\$6.80	\$5.90	-13.24%	-\$0.90	N
Swim Upgrade to S/S/S Concession		N	\$4.00	\$3.50	-12.50%	-\$0.50	N
Swim, Spa & Sauna (concession)		N	\$8.40	\$8.40	0.00%	\$0.00	N
Adult Swim	Per Adult	Y	\$7.40	\$8.10	9.46%	\$0.70	N

### Bulk Tickets

10 Adult Swims		N	\$66.60	\$72.90	9.46%	\$6.30	N
10 Child Swims		N	\$34.20	\$44.10	28.95%	\$9.90	N
10 Concession Swim		N	\$39.60	\$44.10	11.36%	\$4.50	N
25 Adult Swims		N	\$148.00	\$162.00	9.46%	\$14.00	N
25 Adult Swims Concession		N	\$88.00	\$98.00	11.36%	\$10.00	N
25 Child Swims		N	\$76.00	\$98.00	28.95%	\$22.00	N
10 Swim, Spa, Sauna & Steam	10 Visits	Y	\$128.00	\$126.00	-1.56%	-\$2.00	N
10 Swim, Spa, Sauna & Steam Concession	10 Visits	Y	\$76.10	\$75.60	-0.66%	-\$0.50	N
25 Swim, Spa, Sauna & Steam	25 Visits	Y	\$284.00	\$280.00	-1.41%	-\$4.00	N
25 Swim, Spa, Sauna & Steam Concession	25 Visits	Y	\$169.00	\$168.00	-0.59%	-\$1.00	N
10 Group Fitness	10 Visits	Y	\$160.00	\$162.00	1.25%	\$2.00	N
10 Group Fitness Concession	10 Visits	Y	\$97.30	\$97.20	-0.10%	-\$0.10	N
25 Group Fitness	25 Visits	Y	\$356.00	\$360.00	1.12%	\$4.00	N
25 Group Fitness Concession	25 Visits	Y	\$216.00	\$216.00	0.00%	\$0.00	N

### Lane Hire

Commercial Lane Hire 25 metres (per hour)	Per lane	Y	\$60.90	\$65.00	6.73%	\$4.10	N
Community Groups Lane Hire 25 Metres (per hour)	Per lane	Y	\$40.80	\$40.20	-1.47%	-\$0.60	N
Commercial Lane Hire 50 metres (per hour)	Per lane	Y	\$81.20	\$85.00	4.68%	\$3.80	N

Name	Unit of measure	GST	Year 21/22 Fee (incl. GST)	Year 22/23 Fee (incl. GST)	Increase %	Increase \$	Statutory
------	-----------------	-----	----------------------------------	----------------------------------	---------------	----------------	-----------

## Lane Hire [continued]

Community Groups Lane Hire 50 Metres (per hour)	Per lane	Y	\$55.80	\$55.00	-1.43%	-\$0.80	N
Commercial Lane Hire Learn to Swim Pool (per hour)	Per lane	Y	\$20.30	\$49.00	141.38%	\$28.70	N
Community Groups Lane Hire Learn to Swim Pool (per hour)	Per lane	Y	\$15.25	\$35.00	129.51%	\$19.75	N
Commercial Pool Hire 25 metres (per hour)	Per booking	Y	\$254.00	\$275.00	8.27%	\$21.00	N
Community Groups Pool Hire 25 Metres (per hour)	Per booking	Y	\$203.00	\$220.00	8.37%	\$17.00	N
Commercial Pool Hire 50 metres (per hour)	Per booking	Y	\$457.00	\$299.00	-34.57%	-\$158.00	N
Community Groups Pool Hire 50 Metres (per hour)	Per booking	Y	\$355.00	\$239.00	-32.68%	-\$116.00	N
Commercial Pool Hire Learn to Swim Pool (per hour)	Per booking	Y	\$50.70	\$99.00	95.27%	\$48.30	N
Community Groups Pool Hire Learn to Swim Pool (per hour)	Per booking	Y	\$40.60	\$75.00	84.73%	\$34.40	N

## Debit Fees

Bronze Concession		N	\$0.00	\$575.70	∞	\$575.70	N
Bronze FULL	Per Adult	N	\$0.00	\$959.40	∞	\$959.40	N
Burnley Concession Membership		N	\$0.00	\$837.00	∞	\$837.00	N
Burnley Full Membership		N	\$0.00	\$1,395.00	∞	\$1,395.00	N
Burnley Intermediate Membership		N	\$0.00	\$837.00	∞	\$837.00	N
Burnley Junior Membership		N	\$0.00	\$419.00	∞	\$419.00	N
Burnley Practise Membership		N	\$0.00	\$140.00	∞	\$140.00	N
Gold Concession		N	\$0.00	\$959.00	∞	\$959.00	N
Gold FULL		N	\$0.00	\$1,599.00	∞	\$1,599.00	N
Joining Fee		N	\$99.00	\$99.00	0.00%	\$0.00	N
Silver Concession		N	\$0.00	\$767.00	∞	\$767.00	N
Silver FULL		N	\$0.00	\$1,279.00	∞	\$1,279.00	N

## Program Classes

Group Fitness	Per class	Y	\$17.80	\$18.00	1.12%	\$0.20	N
Group Fitness (Concession)	Per class	Y	\$10.80	\$10.80	0.00%	\$0.00	N

## Gym

10 x Empower sessions		N	\$0.00	\$90.00	∞	\$90.00	N
10 x Empower sessions concession		N	\$0.00	\$54.00	∞	\$54.00	N
10 x Move of Life Sessions		N	\$0.00	\$90.00	∞	\$90.00	N
10 x Move of Life Sessions Concession		N	\$0.00	\$54.00	∞	\$54.00	N
25 x Empower Sessions		N	\$0.00	\$200.00	∞	\$200.00	N
25 x Empower sessions concession		N	\$0.00	\$120.00	∞	\$120.00	N

Name	Unit of measure	GST	Year 21/22 Fee (incl. GST)	Year 22/23 Fee (incl. GST)	Increase %	Increase \$	Statutory
------	-----------------	-----	----------------------------------	----------------------------------	---------------	----------------	-----------

## Gym [continued]

25 x Move of Life Sessions		N	\$0.00	\$200.00	∞	\$200.00	N
25 x Move of Life Sessions Concession		N	\$0.00	\$120.00	∞	\$120.00	N
Empower + Session		N	\$0.00	\$10.00	∞	\$10.00	N
Empower + Session Concession		N	\$0.00	\$6.00	∞	\$6.00	N
Empower Session		N	\$0.00	\$10.00	∞	\$10.00	N
Empower Session Concession		N	\$0.00	\$6.00	∞	\$6.00	N
Gym Casual Access		N	\$0.00	\$22.00	∞	\$22.00	N
Gym Casual Access Concession		N	\$0.00	\$13.20	∞	\$13.20	N
Gym Facility Hire		N	\$0.00	\$109.00	∞	\$109.00	N
Move for Life and Empower Programs Initial Assessment Fee		N	\$0.00	\$48.00	∞	\$48.00	N
Move for life session		N	\$0.00	\$10.00	∞	\$10.00	N
Move for life session concession		N	\$0.00	\$6.00	∞	\$6.00	N
Casual Centre Access Pass	Per visit	Y	\$26.60	\$27.00	1.50%	\$0.40	N
Centre Visit Pass Concession	Per visit	Y	\$16.00	\$16.15	0.94%	\$0.15	N

## Personal Training

½ hr (Casual)	Per 1/2 Hour	Y	\$58.90	\$58.90	0.00%	\$0.00	N
½ hr (Member)	Per 1/2 Hour	Y	\$49.60	\$49.60	0.00%	\$0.00	N
1 hr (Casual)	Per Hour	Y	\$95.40	\$95.40	0.00%	\$0.00	N
1 hr (Member)	Per Hour	Y	\$76.30	\$76.30	0.00%	\$0.00	N
10 Visit Pass Casual – 1/2 Hr	10 Visits	Y	\$530.10	\$530.10	0.00%	\$0.00	N
10 Visit Pass Member – 1/2 Hr	10 Visits	Y	\$446.40	\$446.40	0.00%	\$0.00	N
10 Visit Pass Casual – 1 Hr	10 Visits	Y	\$860.00	\$860.00	0.00%	\$0.00	N
10 Visit Pass Member – 1 Hr	10 Visits	Y	\$690.00	\$690.00	0.00%	\$0.00	N

## Swim Lessons

Advanced Swim Clinic		N	\$34.00	\$31.00	-8.82%	-\$3.00	N
Beginner Swim Clinic		N	\$27.00	\$31.00	14.81%	\$4.00	N
Intermediate Swim Clinic		N	\$31.00	\$31.00	0.00%	\$0.00	N
Learn to Swim - Term		N	\$0.00	\$22.00	∞	\$22.00	N
Learn to Swim - Term Concession		N	\$0.00	\$13.20	∞	\$13.20	N
Member - Stroke Improvement Course		N	\$128.00	\$128.00	0.00%	\$0.00	N
Non-Member Stroke Improvement		N	\$140.00	\$140.00	0.00%	\$0.00	N
Start Up Fee (All Aquatic Programs)	Per person	Y	\$32.70	\$33.25	1.68%	\$0.55	N
Swim Lessons Child - per lesson	Per Lesson	N	\$19.70	\$22.00	11.68%	\$2.30	N
Child – Concession per lesson	Per Lesson	N	\$11.90	\$13.20	10.92%	\$1.30	N
One on One Lessons	Per Lesson	Y	\$56.80	\$59.00	3.87%	\$2.20	N
Two on One Lessons	Per Lesson	Y	\$98.00	\$89.00	-9.18%	-\$9.00	N
Swim Lesson Child Fortnightly Debit**	Per Lesson	N	\$31.10	\$44.90	44.37%	\$13.80	N

Name	Unit of measure	GST	Year 21/22 Fee (incl. GST)	Year 22/23 Fee (incl. GST)	Increase %	Increase \$	Statutory
------	-----------------	-----	----------------------------------	----------------------------------	---------------	----------------	-----------

## Swim Lessons [continued]

Swim Lesson Child – Concession Fortnightly Debit**	Per Lesson	N	\$18.70	\$26.90	43.85%	\$8.20	N
School Lessons	Per Lesson	N	\$9.90	\$13.40	35.35%	\$3.50	N
School Lessons Concession	Per Lesson	N	\$6.00	\$8.10	35.00%	\$2.10	N

## Programs – Myotherapy

½ hr (Member)	Per 1/2 Hour	Y	\$53.30	\$54.20	1.69%	\$0.90	N
½ hr (Casual)	Per 1/2 Hour	Y	\$63.60	\$64.70	1.73%	\$1.10	N
1 hr (Member)	Per Hour	Y	\$96.40	\$98.10	1.76%	\$1.70	N
1 hr (Casual)	Per Hour	Y	\$110.50	\$112.50	1.81%	\$2.00	N

## Yarra Triathlon Programs

### Miscellaneous

Replacement RFID band/key fob (New fee)	Per band	Y	\$6.00	\$6.00	0.00%	\$0.00	N
Lost Locker RFID key fob	Per Key Fob	Y	\$11.40	\$11.40	0.00%	\$0.00	N
Shower	Per visit	Y	\$4.00	\$4.00	0.00%	\$0.00	N

## Burnley Golf Course

18 Holes Weekend Concession		N	\$0.00	\$19.20	∞	\$19.20	N
9 Hole Midweek		N	\$21.80	\$25.00	14.68%	\$3.20	N
9 Hole Midweek Concession		N	\$16.40	\$15.00	-8.54%	-\$1.40	N
9 Holes Weekend Concession		N	\$24.00	\$16.80	-30.00%	-\$7.20	N
Community Golf (Affiliated Organisations)		N	\$0.00	\$0.00	0.00%	\$0.00	N
Junior 9 Holes		N	\$0.00	\$15.00	∞	\$15.00	N
18 Hole Midweek	Per Adult	Y	\$27.90	\$29.00	3.94%	\$1.10	N
18 Holes Midweek Concession	Per Junior	Y	\$21.30	\$17.20	-19.25%	-\$4.10	N
9 Holes – Weekend	9 holes	Y	\$23.00	\$28.00	21.74%	\$5.00	N
18 Holes Weekend	18 holes	Y	\$29.50	\$32.00	8.47%	\$2.50	N
1 Hour Lesson	Per Hour	Y	\$122.00	\$124.00	1.64%	\$2.00	N
1/2 Hour Lesson	Per 1/2 Hour	Y	\$60.00	\$61.10	1.83%	\$1.10	N
6 Lesson Voucher	Per pass	Y	\$300.00	\$305.00	1.67%	\$5.00	N
Clinic	Per clinic	Y	\$122.00	\$124.00	1.64%	\$2.00	N
Mini Clinic	Per clinic	Y	\$22.00	\$22.30	1.36%	\$0.30	N
Buggy Hire	One cart	Y	\$5.60	\$5.70	1.79%	\$0.10	N
9 Hole Cart Hire	9 holes	Y	\$29.00	\$29.50	1.72%	\$0.50	N
9 Hole Single Cart Hire	9 holes	Y	\$19.80	\$20.10	1.52%	\$0.30	N
18 Hole Cart Hire	18 holes	Y	\$48.70	\$49.50	1.64%	\$0.80	N
18 Hole Single Cart Hire	18 holes	Y	\$32.50	\$33.00	1.54%	\$0.50	N
Practice Fees	Per visit	Y	\$4.00	\$5.00	25.00%	\$1.00	N

Name	Unit of measure	GST	Year 21/22 Fee (incl. GST)	Year 22/23 Fee (incl. GST)	Increase %	Increase \$	Statutory
------	-----------------	-----	----------------------------------	----------------------------------	---------------	----------------	-----------

## Burnley Golf Course [continued]

Hire Set	Per set	Y	\$15.70	\$15.90	1.27%	\$0.20	N
----------	---------	---	---------	---------	-------	--------	---

## Engineering Planning

Traffic Surveys – classified counts	Per count	N	\$271.50	\$276.50	1.84%	\$5.00	N
Parking signs – sign changes	Per sign	Y	\$201.00	\$204.50	1.74%	\$3.50	N

## Drainage Fees (Levy)

0-400m2	Per m2	N	\$12.80	\$13.00	1.56%	\$0.20	N
401-500m2	Per m2	N	\$16.75	\$17.05	1.79%	\$0.30	N
501-600m2	Per m2	N	\$21.20	\$21.55	1.65%	\$0.35	N
601-700m2	Per m2	N	\$22.80	\$23.20	1.75%	\$0.40	N
701-800m2	Per m2	N	\$25.05	\$25.50	1.80%	\$0.45	N
801-900m2	Per m2	N	\$26.75	\$27.20	1.68%	\$0.45	N
901-1,000m2	Per m2	N	\$27.80	\$28.30	1.80%	\$0.50	N
1,001m2 + (negotiable fee)	Per m2	N	\$27.80	\$28.30	1.80%	\$0.50	N

## Waste Management

Compost Bins 220lt BMW	Per Bin	Y	\$38.60	\$39.30	1.81%	\$0.70	N
Hungry Bin	Per Bin	Y	\$304.50	\$310.00	1.81%	\$5.50	N
Worm Farms RELN	Per Bin	Y	\$92.40	\$94.00	1.73%	\$1.60	N
Garbage 80lt MGB	Per Bin	N	\$120.00	\$122.00	1.67%	\$2.00	N
Garbage 120lt MGB	Per Bin	N	\$158.50	\$161.50	1.89%	\$3.00	N
Garbage 240lt MGB	Per Bin	N	\$282.00	\$287.00	1.77%	\$5.00	N
Residential and Commercial (and Multi-Unit Developments per unit/ apartment) MRB 120lt plus 80lt MGB	Per Bin	N	\$196.00	\$199.50	1.79%	\$3.50	N
Relocation of Street Litter Bins	Per Bin	Y	\$508.00	\$517.00	1.77%	\$9.00	N

## Urban Agriculture

Footpath/nature strip garden permit fee	Per Permit	Y	\$20.80	\$21.15	1.68%	\$0.35	N
Footpath/nature strip planter box yearly rental fee	Per year	Y	\$57.80	\$58.80	1.73%	\$1.00	N
Footpath/nature strip planter box yearly rental fee – concession	Per year	Y	\$28.45	\$28.95	1.76%	\$0.50	N



## Index of all Fees

## 0

0-400m2	[Drainage Fees (Levy)]	48
---------	------------------------	----

## 1

1 Hour Lesson	[Burnley Golf Course]	47
1 hr (Casual)	[Personal Training]	46
1 hr (Casual)	[Programs – Myotherapy]	47
1 hr (Member)	[Personal Training]	46
1 hr (Member)	[Programs – Myotherapy]	47
1,001m2 + (negotiable fee)	[Drainage Fees (Levy)]	48
1/2 Hour Lesson	[Burnley Golf Course]	47
10 Adult Swims	[Bulk Tickets]	44
10 Child Swims	[Bulk Tickets]	44
10 Concession Swim	[Bulk Tickets]	44
10 Group Fitness	[Bulk Tickets]	44
10 Group Fitness Concession	[Bulk Tickets]	44
10 or more Dwellings	[Request to extend expiry date of a permit]	35
10 Swim, Spa, Sauna & Steam	[Bulk Tickets]	44
10 Swim, Spa, Sauna & Steam Concession	[Bulk Tickets]	44
10 Visit Pass Casual – 1 Hr	[Personal Training]	46
10 Visit Pass Casual – 1/2 Hr	[Personal Training]	46
10 Visit Pass Member – 1 Hr	[Personal Training]	46
10 Visit Pass Member – 1/2 Hr	[Personal Training]	46
10 x Empower sessions	[Gym]	45
10 x Empower sessions concession	[Gym]	45
10 x Move of Life Sessions	[Gym]	45
10 x Move of Life Sessions Concession	[Gym]	45
18 Hole Cart Hire	[Burnley Golf Course]	47
18 Hole Midweek	[Burnley Golf Course]	47
18 Hole Single Cart Hire	[Burnley Golf Course]	47
18 Holes Midweek Concession	[Burnley Golf Course]	47
18 Holes Weekend	[Burnley Golf Course]	47
18 Holes Weekend Concession	[Burnley Golf Course]	47

## 2

2 to 0 Dwellings	[Request to extend expiry date of a permit]	35
25 Adult Swims	[Bulk Tickets]	44
25 Adult Swims Concession	[Bulk Tickets]	44
25 Child Swims	[Bulk Tickets]	44
25 Group Fitness	[Bulk Tickets]	44
25 Group Fitness Concession	[Bulk Tickets]	44
25 Swim, Spa, Sauna & Steam	[Bulk Tickets]	44
25 Swim, Spa, Sauna & Steam Concession	[Bulk Tickets]	44
25 x Empower Sessions	[Gym]	45
25 x Empower sessions concession	[Gym]	45
25 x Move of Life Sessions	[Gym]	46
25 x Move of Life Sessions Concession	[Gym]	46

## 4

401-500m2	[Drainage Fees (Levy)]	48
-----------	------------------------	----

## 5

501-600m2	[Drainage Fees (Levy)]	48
-----------	------------------------	----

## 6

6 Lesson Voucher	[Burnley Golf Course]	47
601-700m2	[Drainage Fees (Levy)]	48

Fee Name	Parent Name	Page
<b>7</b>		
7 Day Rate – Full	[Performance Spaces (Richmond Theatre)]	42
7 Day Rate – Not-for-Profit	[Performance Spaces (Richmond Theatre)]	42
701-800m2	[Drainage Fees (Levy)]	48
<b>8</b>		
801-900m2	[Drainage Fees (Levy)]	48
<b>9</b>		
9 Hole Cart Hire	[Burnley Golf Course]	47
9 Hole Midweek	[Burnley Golf Course]	47
9 Hole Midweek Concession	[Burnley Golf Course]	47
9 Hole Single Cart Hire	[Burnley Golf Course]	47
9 Holes – Weekend	[Burnley Golf Course]	47
9 Holes Weekend Concession	[Burnley Golf Course]	47
901-1,000m2	[Drainage Fees (Levy)]	48
<b>a</b>		
a) up to and including 10 submissions which seek a change to an amendment and where necessary referring the submissions to a panel	[Consideration of submissions to Amendment and reference to panel]	28
<b>A</b>		
A1 Copies – per copy	[Miscellaneous]	39
A3 Copies – per copy	[Miscellaneous]	39
A4 Copies – per copy	[Miscellaneous]	39
Additional Assessment Fee (Section 19H)	[Class 1 or Class 2 Premises]	17
Additional Consulting Services re Building Permits	[Miscellaneous]	39
Additional fee for each employee over 10 (Max fee is for 61+ employees)	[Class 1 or Class 2 Premises]	17
Additional fee for each employee over 10 (Max fee is for 61+ employees)	[Class 3 and Not for Profit Class 1 and 2 Food Premises]	18
Additional fee for each employee over 10 (Max fee is for 61+ employees)	[Not for Profit Class 3 Food Premises]	18
Additional Inspection Fee Under 19(H)	[Class 3 and Not for Profit Class 1 and 2 Food Premises]	18
Additional Inspection Fee Under 19(H)	[Not for Profit Class 3 Food Premises]	18
Additional miscellaneous item Footpath trading	[Local Laws / Legislative Services]	14
Additional Occupancy Permits	[Miscellaneous]	38
Adjoining Property Owners Details (search)	[Miscellaneous]	40
Admin Fee – Organising CCTV inspection or drain cleaning for one occurrence	[Drainage Cleaning and Inspection]	25
Adoption of an Amendment	[Other]	29
Adult Day Care	[Home Care Packages (HCP)]	12
Adult Swim	[Casual Entry]	44
Adult Swim, Spa & Sauna	[Casual Entry]	44
Advanced Swim Clinic	[Swim Lessons]	46
Advertising Letters and Notices	[Planning Scheme Amendment]	36
Advertising Letters and Notices (5 or more notices)	[Other Development]	36
Advertising Sign – per sign (licensed)	[Items on Footpath]	15
Advertising Sign – per sign (unlicensed)	[Items on Footpath]	15
After hours call out fee	[Top Floor]	27
After Hours Call-Out Fee per hour	[Hire of Town Halls]	40
After Hours Call-Out Fee per hour	[Small Community Spaces]	41
After Hours Call-Out Fee per hour	[Medium Community Spaces]	41
After Hours Call-Out Fee per hour	[Large Community Spaces]	42
All Day Parking (various locations)	[Parking Meter Rates]	12
All Meals	[Home Care Packages (HCP)]	12
Alterations & Additions – \$10,001-\$20,000	[Class 1 & 10]	37
Alterations & Additions – \$100,001-\$300,000	[Class 1 & 10]	37
Alterations & Additions – \$20,001-\$100,000	[Class 1 & 10]	37
Alterations & Additions – \$300,001-\$400,000	[Class 1 & 10]	37
Alterations & Additions – Up to \$10,000	[Class 1 & 10]	37
Alternative Solution/ Dispensation/ Change of Use determination	[Miscellaneous]	40

Fee Name	Parent Name	Page
<b>A [continued]</b>		
Amendment to a Class 11, 12, 13, 14, 15 or 16 permit – Less than \$100,000	[Reg 11 Other Development]	33
Amendment to a Class 11, 12, 13, 14, 15 or 16 permit – More than \$1,000,000	[Reg 11 Other Development]	33
Amendment to a Class 11, 12, 13, 14, 15 or 16 permit – More than \$100,000 and not more than \$1,000,000	[Reg 11 Other Development]	33
Amendment to a Development Plan Approval	[Other Development]	36
Amendments under 20(4)	[Other]	29
Amendments under 20A	[Other]	29
Animal Registration refund	[Cat Registration]	17
Annual Licence Fee	[Permit to hire Park for Commercial Fitness Trainers]	23
Annual Registration Fee	[Registration of Domestic Animal Business]	17
Application fee – Commercial Profit Making (non refundable)	[Filming & Commercial Still Photography Permit]	24
Application for a planning certificate	[Other Fees]	35
Application for certificate of compliance	[Other Fees]	35
Application for Development Plan Approval	[Other Development]	36
Approval of an Amendment	[Other]	29
<b>b</b>		
b) 11 to (and including) 20 submissions which seek a change to an amendment and where necessary referring the submissions to a panel	[Consideration of submissions to Amendment and reference to panel]	28
<b>B</b>		
Bag of Books	[Book Sales]	7
Balcony (per day)	[Hire of Town Halls]	40
Beginner Swim Clinic	[Swim Lessons]	46
Bexsero	[Vaccine]	28
Bond	[Fairfield Amphitheatre]	43
Bond	[Burnley Circus Site]	43
Book delivery	[Libraries]	6
Book delivery	[Book Sales]	7
Boostrix	[Vaccine]	28
Bronze Concession	[Debit Fees]	45
Bronze FULL	[Debit Fees]	45
Buggy Hire	[Burnley Golf Course]	47
Building permit levy for a Building greater than \$10,000 (Statutory fee) – Residential Only	[Lodgement Fees (building work permit)]	37
Building Record search Class 1 & 10	[Miscellaneous]	38
Building Record search Class 2-9	[Miscellaneous]	38
Burnley Concession Membership	[Debit Fees]	45
Burnley Full Membership	[Debit Fees]	45
Burnley Intermediate Membership	[Debit Fees]	45
Burnley Junior Membership	[Debit Fees]	45
Burnley Practise Membership	[Debit Fees]	45
Busking Permit (Monthly charge)	[Local Laws / Legislative Services]	15
<b>C</b>		
c) Submissions that exceed 20 submissions which seek a change to an amendment, and where necessary referring the submissions to a panel	[Consideration of submissions to Amendment and reference to panel]	28
<b>C</b>		
Carports, Garages, Shed etc. (Class 10 Structure)	[Class 1 & 10]	37
Casual Booking Fee	[Outside School Hours Care]	26
Casual Centre Access Pass	[Gym]	46
Cat trap – rental per week	[Local Laws / Legislative Services]	15
CCTV inspection (Traffic management not included)	[Drainage Cleaning and Inspection]	25
Centre Visit Pass Concession	[Gym]	46
Certificate S327 (incl. Flood Certificate)	[Lodgement Fees (building work permit)]	37
Certification fee	[Miscellaneous]	40

**C** [continued]

Change of Use/Combined Allotment Statements	[Miscellaneous]	39
Change Rooms	[Fairfield Amphitheatre]	43
Child – Concession per lesson	[Swim Lessons]	46
Child Swim	[Casual Entry]	44
Class 1 and 2	[Once-off Events]	18
Class 1 Use only/reduction of car parking/loading bay requirements/liquor licence	[Applications for permits Reg 9 Type of Permit Application]	29
Class 1 Use only/reduction of car parking/loading bay requirements/liquor licence	[Planning schedule of permit application revision fees under section 57a – Reg 12 Type of Permit Application]	31
Class 1 Use only/reduction of car parking/loading bay requirements/liquor licence	[Reg 11 Permit Amendment Fees]	32
Class 1 Use only/reduction of car parking/loading bay requirements/liquor licence	[Reg 12 Planning schedule of permit amendment revision fees under Section 57A Type of Permit Amendment]	34
Class 10 Amendment to a Class 10 permit (other than a class 7, class 8 or class 9 permit)	[Reg 11 VICSMART Applications which meet the VicSmart criteria]	33
Class 10 Amendment to a Class 11, 12, 13, 14, 15 or 16 permit – Less than \$100,000	[Reg 12 Other Development]	34
Class 10 VICSMART A permit that is a VicSmart Application (other than a Class 7, 8 or 9)	[Reg 9 VICSMART Applications]	29
Class 10 VICSMART A permit that is a VicSmart Application (other than a Class 7, 8 or 9)	[VicSmart]	36
Class 11 – Less than \$100,000	[Reg 12 Other Development]	31
Class 11 < \$100,000	[Reg 9 Other Development]	29
Class 11 Amendment to a Class 11, 12, 13, 14, 15 or 16 permit – More than \$100,000 and not more than \$1,000,000	[Reg 12 Other Development]	34
Class 12 – More than \$100,000 and not more than \$1,000,000	[Reg 12 Other Development]	31
Class 12 > \$100,001 – \$1,000,000	[Reg 9 Other Development]	29
Class 12 Amendment to a Class 11, 12, 13, 14, 15 or 16 permit – More than \$1,000,000	[Reg 12 Other Development]	34
Class 13 – More than \$1,000,000 and not more than \$5,000,000	[Reg 12 Other Development]	31
Class 13 > \$1,000,001 – \$5,000,000	[Reg 9 Other Development]	29
Class 14 – Class 19 Amendments	[Reg 11 Subdivision]	33
Class 14 – More than \$5,000,000 and not more than \$15,000,000	[Reg 12 Other Development]	31
Class 14 > \$5,000,001 – \$15,000,000	[Reg 9 Other Development]	29
Class 14 Amendment to a Class 17 permit – To subdivide an existing building (other than a class 9 permit)	[Reg 12 Subdivision]	35
Class 15 – More than \$15,000,000 and not more than \$50,000,000	[Reg 12 Other Development]	31
Class 15 > \$15,000,001 – \$50,000,000	[Reg 9 Other Development]	29
Class 15 Amendment to a Class 18 permit – To subdivide land into two lots (other than a class 9 or class 17 permit)	[Reg 12 Subdivision]	35
Class 16 – More than \$50,000,000	[Reg 12 Other Development]	31
Class 16 > \$50,000,001	[Reg 9 Other Development]	30
Class 16 Amendment to a Class 19 permit – To effect a realignment of a common boundary between lots or to consolidate two or more lots (other than a class 9 permit)	[Reg 12 Subdivision]	35
Class 17 Amendment to a Class 20 permit – To subdivide land (other than a class 9, class 17, class 18 or class 19 permit)	[Reg 12 Subdivision]	35
Class 17 Subdivide an existing building	[Reg 9 Subdivision]	30
Class 17 To subdivide an existing building (other than a class 9 permit)	[Reg 12 Subdivision]	31
Class 18 Amendment to a Class 21 permit - To: a) create, vary or remove a restriction within the meaning of the Subdivision Act 1988; or b) create or remove a right of way; or c) create, vary or remove an easement other than a right of way; or d) vary or remove a condition in the nature of an easement (other than right of way) in a Crown grant.	[Reg 12 Subdivision]	35
Class 18 Subdivide land into 2 lots	[Reg 9 Subdivision]	30

Fee Name	Parent Name	Page
<b>C [continued]</b>		
Class 18 To subdivide land into two lots (other than a class 9 or class 17 permit)	[Reg 12 Subdivision]	31
Class 19 Amendment to a Class 22 permit – A permit not otherwise provided for in the regulation	[Reg 12 Subdivision]	35
Class 19 To effect a realignment of a common boundary between lots or to consolidate two or more lots	[Reg 9 Subdivision]	30
Class 19 To effect a realignment of a common boundary between lots or to consolidate two or more lots (other than a class 9 permit)	[Reg 12 Subdivision]	31
Class 2 – Less than \$10,000	[Reg 12 Single Dwellings]	31
Class 2 (Residential fit outs)	[Class 2, 3, 4, 5, 6, 7, 8 and 9]	38
Class 2 < \$10,000	[Reg 9 Single Dwellings]	29
Class 2 < \$10,000	[Single Dwelling]	36
Class 2 Application to amend a permit (other than a permit to develop land for a single dwelling per lot, use & develop land for a single dwelling per lot, or to undertake development ancillary to the use of land for a single dwelling per lot) to: To change the statement of what the permit allows or to change any or all of the conditions	[Reg 11 Permit Amendment Fees]	32
Class 2 Application to amend a permit (other than a permit to develop land for a single dwelling per lot, use & develop land for a single dwelling per lot, or to undertake development ancillary to the use of land for a single dwelling per lot) to: To change the statement of what the permit allows or To change any or all of the conditions	[Reg 12 Planning schedule of permit amendment revision fees under Section 57A Type of Permit Amendment]	34
Class 20 Subdivide land (per 100 lots created)	[Reg 9 Subdivision]	30
Class 20 To subdivide land (other than a class 9, class 17, class 18 or class 19 permit)	[Reg 12 Subdivision]	32
Class 21	[Reg 9 Subdivision]	30
Class 21	[Reg 12 Subdivision]	32
Class 22 A permit not otherwise provided for in the regulation	[Reg 9 Subdivision]	30
Class 22 A permit not otherwise provided for in the regulation	[Reg 12 Subdivision]	32
Class 3	[Once-off Events]	18
Class 3 – More than \$10,000 and not more than \$100,000	[Reg 12 Single Dwellings]	31
Class 3 > \$10,001 – \$100,000	[Reg 9 Single Dwellings]	29
Class 3 > \$10,001 – \$100,000	[Single Dwelling]	36
Class 3 Amendment to a Class 2, 3, 4, 5 or 6 permit – Less than \$10,000	[Reg 11 Single Dwellings]	32
Class 3 Amendment to a Class 2, 3, 4, 5 or 6 permit – Less than \$10,000	[Reg 12 Single Dwellings]	34
Class 4 – More than \$100,000 and not more than \$500,000	[Reg 12 Single Dwellings]	31
Class 4 > \$100,001 – \$500,00	[Reg 9 Single Dwellings]	29
Class 4 > \$100,001 – \$500,00	[Single Dwelling]	36
Class 4 Amendment to a Class 2, 3, 4, 5 or 6 permit – More than \$10,000 and not more than \$100,000	[Reg 11 Single Dwellings]	32
Class 4 Amendment to a Class 2, 3, 4, 5 or 6 permit – More than \$10,000 and not more than \$100,000	[Reg 12 Single Dwellings]	34
Class 5 – More than \$500,000 and not more than \$1,000,000	[Reg 12 Single Dwellings]	31
Class 5 > \$500,001 – \$1,000,000	[Reg 9 Single Dwellings]	29
Class 5 > \$500,001 – \$1,000,000	[Single Dwelling]	36
Class 5 Amendment to a Class 2, 3, 4, 5 or 6 permit – More than \$100,000 and not more than \$500,000	[Reg 11 Single Dwellings]	32
Class 5 Amendment to a Class 2, 3, 4, 5 or 6 permit – More than \$100,000 and not more than \$500,000	[Reg 12 Single Dwellings]	34
Class 6 – More than \$1,000,000 and not more than \$2,000,000	[Reg 12 Single Dwellings]	31
Class 6 > \$1,000,001 – \$2,000,000	[Reg 9 Single Dwellings]	29
Class 6 > \$1,000,001 – \$2,000,000	[Single Dwelling]	36

Fee Name	Parent Name	Page
<b>C</b> [continued]		
Class 6 Amendment to a Class 2, 3, 4, 5 or 6 permit – More than \$500,000	[Reg 11 Single Dwellings]	32
Class 6 Amendment to a Class 2, 3, 4, 5 or 6 permit – More than \$500,000	[Reg 12 Single Dwellings]	34
Class 7 < \$10,000	[Reg 9 VICSMART Applications]	29
Class 7 < \$10,000	[VicSmart]	36
Class 7 Amendment to a Class 7 permit	[Reg 11 VICSMART Applications which meet the VicSmart criteria]	33
Class 8 > \$10,000	[Reg 9 VICSMART Applications]	29
Class 8 > \$10,000	[VicSmart]	36
Class 8 Amendment to a Class 8 permit	[Reg 11 VICSMART Applications which meet the VicSmart criteria]	33
Class 9 Amendment to a Class 9 permit – Subdivide or consolidate land	[Reg 11 VICSMART Applications which meet the VicSmart criteria]	33
Class 9 VICSMART application to subdivide or consolidate land	[Reg 9 VICSMART Applications]	29
Class 9 VICSMART application to subdivide or consolidate land	[VicSmart]	36
Clinic	[Burnley Golf Course]	47
Commercial	[Archive Request]	37
Commercial – includes house modules	[Permit Inspections]	23
Commercial dog walking permit (annual permit)	[Local Laws / Legislative Services]	15
Commercial fee	[Victoria Park – Casual Fees]	20
Commercial fee	[Victoria Park Sherrin Stand Change Rooms – Casual Fees]	21
Commercial fee	[Casual Sports Ground A Hire]	21
Commercial fee	[Casual Sports Ground B Hire]	21
Commercial fee	[Casual Pavilion Hire]	21
Commercial Lane Hire 25 metres (per hour)	[Lane Hire]	44
Commercial Lane Hire 50 metres (per hour)	[Lane Hire]	44
Commercial Lane Hire Learn to Swim Pool (per hour)	[Lane Hire]	45
Commercial Pool Hire 25 metres (per hour)	[Lane Hire]	45
Commercial Pool Hire 50 metres (per hour)	[Lane Hire]	45
Commercial Pool Hire Learn to Swim Pool (per hour)	[Lane Hire]	45
Commercial Profit Making – Film/Ad Producers – Major impact: Permit	[Filming & Commercial Still Photography Permit]	24
Commercial Rate Full Day	[Community Meeting Room]	26
Commercial Rate Full Day	[Community Kitchen]	26
Commercial Rate Full Day	[Training Room]	27
Commercial Rate Full Day	[Consultation Room]	27
Commercial Rate Full Day	[Playgroup Room 2]	27
Commercial Rate Full Day	[Front Room]	27
Commercial Rate Full Day	[Foyer Room]	27
Commercial Rate Half Day	[Community Meeting Room]	26
Commercial Rate Half Day	[Community Kitchen]	26
Commercial Rate Half Day	[Training Room]	27
Commercial Rate Half Day	[Front Room]	27
Commercial Rate Half Day*	[Foyer Room]	27
Commercial Rate hourly	[Top Floor]	27
Commercial Rate per hour	[Consultation Room]	27
Commercial Rate per hour	[Playgroup Room 2]	27
Commercial^	[Casual Hire – Tennis, Netball, Basketball Court]	21
Community Golf (Affiliated Organisations)	[Burnley Golf Course]	47
Community Groups Lane Hire 25 Metres (per hour)	[Lane Hire]	44
Community Groups Lane Hire 50 Metres (per hour)	[Lane Hire]	45
Community Groups Lane Hire Learn to Swim Pool (per hour)	[Lane Hire]	45
Community Groups Pool Hire 25 Metres (per hour)	[Lane Hire]	45
Community Groups Pool Hire 50 Metres (per hour)	[Lane Hire]	45
Community Groups Pool Hire Learn to Swim Pool (per hour)	[Lane Hire]	45
Community hall public liability insurance	[Top Floor]	27
Community Hall Public Liability Insurance - per day	[Medium Community Spaces]	41
Community Hall Public Liability Insurance - per day	[Performance Spaces (Richmond Theatre)]	42
Community Hall Public Liability Insurance (per day)	[Small Community Spaces]	41
Community Hall Public Liability Insurance (per day)	[Large Community Spaces]	41
Community Transport	[Home Care Packages (HCP)]	12
Community Transport General	[Community Transport]	12
Compost Bins 220lt BMW	[Waste Management]	48

## C [continued]

Computation checking	[Miscellaneous]	39
Concession 1*	[Victoria Park – Casual Fees]	20
Concession 1*	[Victoria Park Sherrin Stand Change Rooms – Casual Fees]	21
Concession 1*	[Casual Sports Ground A Hire]	21
Concession 1*	[Casual Sports Ground B Hire]	21
Concession 1*	[Casual Pavilion Hire]	21
Concession 1*^	[Casual Hire – Tennis, Netball, Basketball Court]	21
Concession 2*	[Victoria Park – Casual Fees]	20
Concession 2*	[Victoria Park Sherrin Stand Change Rooms – Casual Fees]	21
Concession 2*	[Casual Sports Ground A Hire]	21
Concession 2*	[Casual Sports Ground B Hire]	21
Concession 2*	[Casual Pavilion Hire]	21
Concession 2*^	[Casual Hire – Tennis, Netball, Basketball Court]	21
Concession 3*	[Victoria Park – Casual Fees]	20
Concession 3*	[Victoria Park Sherrin Stand Change Rooms – Casual Fees]	21
Concession 3*	[Casual Sports Ground A Hire]	21
Concession 3*	[Casual Sports Ground B Hire]	21
Concession 3*	[Casual Pavilion Hire]	21
Concession 3*^	[Casual Hire – Tennis, Netball, Basketball Court]	22
Concession Rate hourly	[Top Floor]	27
Concession Swim	[Casual Entry]	44
Concessional Maximum Fee	[Dog Registration]	16
Concessional Maximum Fee	[Cat Registration]	17
Concessional Rate Full Day	[Community Meeting Room]	26
Concessional Rate Full Day	[Community Kitchen]	26
Concessional Rate Full Day	[Training Room]	27
Concessional Rate Full Day	[Consultation Room]	27
Concessional Rate Full Day	[Front Room]	27
Concessional Rate Full Day	[Foyer Room]	27
Concessional Rate Half Day	[Community Meeting Room]	26
Concessional Rate Half Day	[Community Kitchen]	26
Concessional Rate Half Day	[Training Room]	27
Concessional Rate Half Day	[Front Room]	27
Concessional Rate Half Day	[Foyer Room]	27
Concessional Rate per 2 hour session	[Playgroup Room 2]	27
Concessional Rate per hour	[Consultation Room]	27
Concessional Reduced Fee	[Dog Registration]	16
Concessional Reduced Fee	[Cat Registration]	17
Consent & Report applications (other than demolition)	[Miscellaneous]	38
Consent & Report applications (other than demolition) (Reg 116)	[Miscellaneous]	38
Consent & Report applications Reg 116	[Miscellaneous]	38
Consent fee*	[Consent (RMA 2004)]	24
Consulting charge out rate p/hr i.e. dilapidation surveys	[Miscellaneous]	38
Copy of Certificate of Analysis for person from whom sample obtained	[Information/Service Fees]	20
Copy of Registration Certificate – Only available to current proprietor	[Information/Service Fees]	20
Counter Fast Track Assessment Fee	[Construction Management Support Unit]	23
Credit Card Surcharge	[Finance]	7

## D

Damaged / Lost Books	[Libraries]	6
Damaged / Lost Magazines	[Libraries]	6
Day Rate – Concession	[Fairfield Amphitheatre]	42
Day Rate – Concession (Not-for-Profit)	[Burnley Circus Site]	43
Day Rate – Full	[Performance Spaces (Richmond Theatre)]	42
Day Rate – Full	[Fairfield Amphitheatre]	42
Day Rate – Full (Commercial)	[Burnley Circus Site]	43
Day Rate – Not-for-Profit	[Performance Spaces (Richmond Theatre)]	42
Debt Recovery Administration	[Property & Rating Fees]	6
Debt Recovery Administration Summons Trace successful	[Property & Rating Fees]	6

## D [continued]

Debt Recovery Administration Summons Trace unsuccessful	[Property & Rating Fees]	6
Debt Recovery Company Search	[Property & Rating Fees]	6
Debt Recovery Field Call	[Property & Rating Fees]	6
Debt Recovery Title Search	[Property & Rating Fees]	6
Delivered / Centre Meals – Couple Above \$115,245	[Delivered / Centre Meals – High Fee Range]	11
Delivered / Centre Meals – Family Above \$118,546	[Delivered / Centre Meals – High Fee Range]	11
Delivered / Centre Meals – Single Above \$86,208	[Delivered / Centre Meals – High Fee Range]	11
Delivered / Centre Meals Couple – \$59,802 to \$115,245	[Delivered / Centre Meals – Medium Fee Range]	11
Delivered / Centre Meals Couple Up to \$59,802	[Delivered / Centre Meals – Low Fee Range]	11
Delivered / Centre Meals Family – \$66,009 to \$118,546	[Delivered / Centre Meals – Medium Fee Range]	11
Delivered / Centre Meals Family Up to \$66,009	[Delivered / Centre Meals – Low Fee Range]	11
Delivered / Centre Meals Single – \$39,089 to \$86,208	[Delivered / Centre Meals – Medium Fee Range]	11
Delivered / Centre Meals Single Up to \$39,089	[Delivered / Centre Meals – Low Fee Range]	11
Demolish – attached dwelling	[Class 1 & 10]	37
Demolish – commercial building	[Class 1 & 10]	37
Demolish – detached dwelling	[Class 1 & 10]	37
Deposit Cat trap (Refundable)	[Registration of Domestic Animal Business]	17
Derelict vehicles/pound fee – abandoned/unregistered vehicle	[Towing & Impounding Fees]	14
De-scaling a project	[Request to amend a permit/plans Secondary Consent (other than under s72)]	36
Determination whether anything is to Council's satisfaction	[Other Fees]	35
Dishonoured Cheque Administration Fee	[Finance]	7
Dishonoured Direct Debt Administration Fee	[Finance]	7
Dogs & cats currently registered at another Council – transfer and 1st registration	[Dog Registration]	16
Dogs & Cats under 6mths of age	[Dog Registration]	16
Drain/Pit Cleaning – Jet/Educator Cleaning (Traffic management and tipping fees not included)	[Drainage Cleaning and Inspection]	25

## E

Emergency work/cost recovery	[Miscellaneous]	39
Empower + Session	[Gym]	46
Empower + Session Concession	[Gym]	46
Empower Session	[Gym]	46
Empower Session Concession	[Gym]	46
Engerix B Adult	[Vaccine]	28
Event Application Fee	[Permits]	43
Event Inspection Charge	[Site Fees, Occupation Charges & Other Usage Charges]	42
Event Permit Application Fee for events of 500 or more persons or with significant structures or risks, as assessed by council officer, less than 12 weeks prior to event	[Permits]	43
Excess Animal Permit – Application Fee (Non Refundable)	[Local Laws / Legislative Services]	15
Excess Animal Permit – Fee	[Local Laws / Legislative Services]	15
Extension of permit/application 3/6/12 months	[Class 2, 3, 4, 5, 6, 7, 8 and 9]	38
Extract of premises register	[Information/Service Fees]	20

## F

Family Swim	[Casual Entry]	44
Fee to amend an application for a permit after notice is given	[Reg 12 Revised Plans Amend an application for an amendment to a permit after notice has been given]	33
Fences (Class 10 Structure)	[Class 1 & 10]	37
Filming (incl ads/still photography) inspection (Mon to Fri)	[Filming & Commercial Still Photography Permit]	24
Filming inspection (incl ads/still photography) – Out of hours	[Filming & Commercial Still Photography Permit]	24
Final Inspection – (Class 1 & 10) Lapsed Building Permit – No Works	[Miscellaneous]	39



## F [continued]

Final Inspection – (Class 2-9) Lapsed Building Permit – No Works	[Miscellaneous]	39
Footpath – industrial – asphalt / concrete (as per YSD33 IAF & CF) greater than 60mm & less than equal to 100mm	[Road Reinstatement]	25
Footpath – industrial – concrete with asphalt surface (as per YSD33 ICAF) <=170mm	[Road Reinstatement]	25
Footpath – residential – asphalt (as per YSD33 RAF) – less than 60mm	[Road Reinstatement]	25
Footpath awning fee	[Local Laws / Legislative Services]	14
Footpath heaters	[Local Laws / Legislative Services]	14
Footpath Trading – Application/ Inspection fee (Non-refundable)	[Local Laws / Legislative Services]	14
Footpath/nature strip garden permit fee	[Urban Agriculture]	48
Footpath/nature strip planter box yearly rental fee	[Urban Agriculture]	48
Footpath/nature strip planter box yearly rental fee – concession	[Urban Agriculture]	48
For an agreement to a proposal to amend or end an agreement under section 173 of the Act	[Other]	29
Foster care – Cat	[Cat Registration]	17
Foster care – Dog	[Dog Registration]	16
Freedom of information requests	[Governance Support]	6

## G

Garbage 120lt MGB	[Waste Management]	48
Garbage 240lt MGB	[Waste Management]	48
Garbage 80lt MGB	[Waste Management]	48
General Local Law Permit	[Local Laws / Legislative Services]	15
Gleadell Street Market (per stall)	[Kerb Market]	16
Gold Concession	[Debit Fees]	45
Gold FULL	[Debit Fees]	45
Goods Display	[Items on Footpath]	15
Group Fitness	[Program Classes]	45
Group Fitness (Concession)	[Program Classes]	45
Groups auspice by Council business units	[Small Community Spaces]	41
Groups auspiced by Council business units	[Foyer Room]	27
Groups auspiced by Council business units	[Medium Community Spaces]	41
Groups auspiced by Council business units	[Large Community Spaces]	41
Groups out spaced by Council business units	[Top Floor]	27
Gym Casual Access	[Gym]	46
Gym Casual Access Concession	[Gym]	46
Gym Facility Hire	[Gym]	46

## H

Half Day Parking (4 Hours, various locations)	[Parking Meter Rates]	12
Hardbacks	[Book Sales]	7
Havrix Adult	[Vaccine]	28
Havrix Junior	[Vaccine]	28
Hire of Inbuilt Projector - per day	[Hire of Town Halls]	40
Hire of Piano - per day	[Hire of Town Halls]	40
Hire of Portable Projector (per day)	[Hire of Town Halls]	40
Hire of Sound System - per day * requires sound technician	[Hire of Town Halls]	40
Hire Set	[Burnley Golf Course]	48
Home Care General High Range – Couple Above \$115,245	[Home Care General – High Fee Range]	8
Home Care General High Range – Family Above \$118,546	[Home Care General – High Fee Range]	8
Home Care General High Range – Single Above \$86,208	[Home Care General – High Fee Range]	8
Home Care General Low fee range – Couple Up to \$59,802 (CHSP)	[Home Care General – Low Fee Range]	7
Home Care General Low fee range – Couple Up to \$59,802 (HACCPYP)	[Home Care General – Low Fee Range]	7

Fee Name	Parent Name	Page
<b>H</b> [continued]		
Home Care General Low fee range – Family Up to \$66,009 (CHSP)	[Home Care General – Low Fee Range]	7
Home Care General Low fee range – Family Up to \$66,009 (HACCPYP)	[Home Care General – Low Fee Range]	7
Home Care General Low fee range – Single \$28,605 to \$39,089 (CHSP)	[Home Care General – Low Fee Range]	7
Home Care General Low fee range – Single \$28,605 to \$39,089 (HACCPYP)	[Home Care General – Low Fee Range]	7
Home Care General Low fee range – Single Up to \$28,605	[Home Care General – Low Fee Range]	7
Home Care General Medium fee range – Couple \$59,802 to \$78,283	[Home Care General – Medium Fee Range]	8
Home Care General Medium fee range – Couple \$78,283 to \$96,764	[Home Care General – Medium Fee Range]	8
Home Care General Medium fee range – Couple \$96,764 to \$115,245 (CHSP)	[Home Care General – Medium Fee Range]	8
Home Care General Medium fee range – Couple \$96,764 to \$115,245 (HACCPYP)	[Home Care General – Medium Fee Range]	8
Home Care General Medium fee range – Family \$101,033 to \$118,546 (CHSP)	[Home Care General – Medium Fee Range]	8
Home Care General Medium fee range – Family \$101,033 to \$118,546 (HACCPYP)	[Home Care General – Medium Fee Range]	8
Home Care General Medium fee range – Family \$66,009 to \$83,521	[Home Care General – Medium Fee Range]	8
Home Care General Medium fee range – Family \$83,521 to \$101,033	[Home Care General – Medium Fee Range]	8
Home Care General Medium fee range – Single \$39,089 to \$54,795	[Home Care General – Medium Fee Range]	7
Home Care General Medium fee range – Single \$54,795 to \$70,501	[Home Care General – Medium Fee Range]	8
Home Care General Medium fee range – Single \$70,501 to \$86,208	[Home Care General – Medium Fee Range]	8
Home Maintenance – Family Above \$118,546 (CHSP)	[Home Maintenance – High Fee Range]	11
Home Maintenance – Family Above \$118,546 (HACCPYP)	[Home Maintenance – High Fee Range]	11
Home Maintenance High Range – Couple Above \$115,245 (CHSP)	[Home Maintenance – High Fee Range]	11
Home Maintenance High Range – Couple Above \$115,245 (HACCPYP)	[Home Maintenance – High Fee Range]	11
Home Maintenance High Range – Single Above \$86,208 (CHSP)	[Home Maintenance – High Fee Range]	11
Home Maintenance High Range – Single Above \$86,208 (HACCPYP)	[Home Maintenance – High Fee Range]	11
Home Maintenance Low fee range – Couple \$44,309 to \$59,802	[Home Maintenance – Low Fee Range]	10
Home Maintenance Low fee range – Couple Up to \$44,309	[Home Maintenance – Low Fee Range]	10
Home Maintenance Low fee range – Family \$44,309 to \$66,009	[Home Maintenance – Low Fee Range]	10
Home Maintenance Low fee range – Family Up to \$44,309	[Home Maintenance – Low Fee Range]	10
Home Maintenance Low fee range – Single \$28,605 to \$39,089	[Home Maintenance – Low Fee Range]	10
Home Maintenance Low fee range – Single Up to \$28,605	[Home Maintenance – Low Fee Range]	10
Home Maintenance Medium Fee Range Couple – \$59,802 to \$115,245	[Home Maintenance – Medium Fee Range]	10
Home Maintenance Medium Fee Range Family – \$66,009 to \$118,546	[Home Maintenance – Medium Fee Range]	10
Home Maintenance Medium Fee Range Single – \$39,089 to \$86,208	[Home Maintenance – Medium Fee Range]	10
Home/Personal/Respite Care (6.00pm Friday to 8.00am Monday)	[Home Care Packages (HCP)]	12
Home/Personal/Respite Care (6.00pm to 8.00am Monday to Friday)	[Home Care Packages (HCP)]	12

Fee Name	Parent Name	Page
<b>H [continued]</b>		
Home/Personal/Respite Care (8.00am to 6.00pm Monday to Friday)	[Home Care Packages (HCP)]	12
Hourly hire – Full	[Small Community Spaces]	41
Hourly hire – Full (min 3 hourly hire)	[Hire of Town Halls]	40
Hourly hire – Full (min 3 hourly hire)	[Medium Community Spaces]	41
Hourly hire – Full (min 3 hourly hire)	[Large Community Spaces]	41
Hourly Hire - Full rate	[Performance Spaces (Richmond Theatre)]	42
Hourly hire – Not-for-Profit	[Small Community Spaces]	41
Hourly hire – Not-for-Profit (min 3 hourly hire)	[Hire of Town Halls]	40
Hourly hire – Not-for-Profit (min 3 hourly hire)	[Medium Community Spaces]	41
Hourly hire – Not-for-Profit (min 3 hourly hire)	[Large Community Spaces]	41
Hourly Rate - Non for profit	[Performance Spaces (Richmond Theatre)]	42
Hungry Bin	[Waste Management]	48
<b>I</b>		
Immunisation – alternative vaccinations	[Vaccine]	28
Immunisation – vaccinations	[Vaccine]	28
Influenza vaccine	[Vaccine]	28
Inspection	[Consent (RMA 2004)]	24
Inspection - Commercial/Industrial Vehicle Crossing	[Vehicle Crossing Permit]	23
Inspection – Out of hours	[Consent (RMA 2004)]	24
Inspection – per inspection	[Miscellaneous]	39
Inspection – per inspection (out of hours)	[Miscellaneous]	39
Inspection - Private single dwelling Vehicle Crossing	[Vehicle Crossing Permit]	23
Inspection of Dog/Cat register (per entry)	[Registration of Domestic Animal Business]	17
Installation of Car Share Bay	[Parking Permits]	13
Installation of Loading Zone	[Parking Permits]	13
Inter Library Loans	[Libraries]	6
Intermediate Swim Clinic	[Swim Lessons]	46
Internet Access	[Libraries]	6
<b>J</b>		
January to June	[Funded Kindergarten ]	26
Joining Fee	[Debit Fees]	45
July to December	[Funded Kindergarten ]	26
Junior 9 Holes	[Burnley Golf Course]	47
Junior Team	[Category A]	22
Junior Team	[Category B]	22
Junior Team	[Cricket Synthetic]	22
Junior Team	[Football]	22
Junior Team	[Soccer]	22
<b>K</b>		
Kiosk	[Fairfield Amphitheatre]	42
Kitchen Use Only – per day	[Hire of Town Halls]	40
<b>L</b>		
Land information certificates	[Property & Rating Fees]	6
Land information certificates – 24 hour turnaround (online application only)	[Property & Rating Fees]	6
Late Booking Change Administration Fee	[Hire of Town Halls]	40
Late Booking Change Administration Fee	[Small Community Spaces]	41
Late Booking Change Administration Fee	[Medium Community Spaces]	41
Late Booking Change Administration Fee	[Large Community Spaces]	42
Late Booking Change Administration Fee	[Performance Spaces (Richmond Theatre)]	42
Late booking fee	[Top Floor]	28
Late Booking Fee	[Hire of Town Halls]	40
Late Booking Fee	[Small Community Spaces]	41
Late Booking Fee	[Medium Community Spaces]	41
Late Booking Fee	[Large Community Spaces]	42
Late Booking Fee	[Performance Spaces (Richmond Theatre)]	42
Late Fee for Vac Care, ASC, LDC, Kinder	[Late Fee – Childrens Services]	25
Late Fee for Vac Care, ASC, LDC, Kinder	[Late Fee – Childrens Services]	25

## L [continued]

Learn to Swim - Term	[Swim Lessons]	46
Learn to Swim - Term Concession	[Swim Lessons]	46
Library Bags	[Library Merchandise]	6
Library Keep Cups	[Library Merchandise]	6
Library USBs	[Library Merchandise]	6
Licensed premises – per table over 800mm (Including benches)	[Tables & Chairs]	16
Licensed Premises – per chair (600mm = 1 Chair)	[Tables & Chairs]	16
Licensed Premises – per table up to 800mm	[Tables & Chairs]	16
Liquor Licence Reports (site check and measure up to 500m <sup>2</sup> of building)	[Miscellaneous]	39
Liquor Licensing Advice Requests	[Planning Enforcement]	16
Livestock (large)	[Animal Pound Release Fees]	17
Livestock (small)	[Animal Pound Release Fees]	17
Local law permit application fee (As required)	[Local Laws / Legislative Services]	15
Local Laws permit Inspection fee – After hours	[Local Laws / Legislative Services]	15
Local laws Permit refund fee	[Local Laws / Legislative Services]	14
Locker	[Casual Entry]	44
Lodgement of each certificate of pool and spa barrier compliance	[Pool & Spa Register related fees]	40
Lodgement of each certificate of pool and spa barrier non-compliance	[Pool & Spa Register related fees]	40
Long Day Care	[Long Day Care]	26
Lost Card	[Libraries]	6
Lost Locker RFID key fob	[Miscellaneous]	47

## M

Magazines	[Book Sales]	7
Major Event Permit (per event day) – Concession	[Event Permit – 500 or more persons or with significant structures or risks, as assessed by Council Officer]	44
Major Event Permit (per event day) – Full	[Event Permit – 500 or more persons or with significant structures or risks, as assessed by Council Officer]	44
Market Permit (One Off fee) – Concession	[Permits]	43
Market Permit (One Off fee) – Full	[Permits]	43
Medium Event Permit (per event day) – Concession	[Event Permit – 100 persons 500 or with minimal structures and risks]	43
Medium Event Permit (per event day) – Full	[Event Permit – 100 persons 500 or with minimal structures and risks]	43
Member - Stroke Improvement Course	[Swim Lessons]	46
Mini Clinic	[Burnley Golf Course]	47
Minor Sound Permit	[Permits]	43
Miscellaneous / Impound Fee	[Other]	16
Miscellaneous / Impound release Fee	[Local Laws / Legislative Services]	15
Miscellaneous commercial work e.g. remove hydrant hose	[Class 2, 3, 4, 5, 6, 7, 8 and 9]	38
Mobile Food Van – Charity or Non for profit event	[Local Laws / Legislative Services]	14
Mobile Food Van – small private events permit 1 day or less	[Local Laws / Legislative Services]	14
Mobile Food Van (prescribed event area) each additional food van/stall over 5 vans	[Tables & Chairs]	16
Mobile Food Van (prescribed event area) multi max. 5 vans	[Tables & Chairs]	16
Mobile Food Van public land (once-off day rate)	[Tables & Chairs]	16
Mobile Food Vans – Concession Rate (Yarra Resident Only)	[Local Laws / Legislative Services]	14
Mobile Food Vans – Normal Rate	[Local Laws / Legislative Services]	14
More than \$100,001 and not more than \$1,000,000	[Other Development]	36
Move for Life and Empower Programs Initial Assessment Fee	[Gym]	46
Move for life session	[Gym]	46
Move for life session concession	[Gym]	46

## N

New dwellings: 2 attached	[Class 1 & 10]	37
New dwellings: single	[Class 1 & 10]	37
New Multiple Class 1 developments (Quotation)	[Class 1 & 10]	37
New registration - Application fee	[Aquatic Facilities]	19

## N [continued]

New registration - Registration fee – lower risk services (note that registration is not subject to renewal)	[Premises Providing Personal Services]	20
New registration fee	[Aquatic Facilities]	19
New Registrations	[Premises Providing Personal Services]	20
New registrations - Application fee	[Commercial]	19
New registrations - Application fee	[Not For Profit]	19
New Registrations – Application fee	[Class 1 or Class 2 Premises]	17
New Registrations – Application fee	[Class 3 and Not for Profit Class 1 and 2 Food Premises]	18
New Registrations – Application fee	[Not for Profit Class 3 Food Premises]	18
New registrations - Registration fee	[Commercial]	19
New registrations - Registration fee	[Not For Profit]	19
New Registrations – Registration fee	[Class 1 or Class 2 Premises]	17
New Registrations – Registration fee	[Class 3 and Not for Profit Class 1 and 2 Food Premises]	18
New Registrations – Registration fee	[Not for Profit Class 3 Food Premises]	18
New registrations - Registration fee – higher risk services	[Premises Providing Personal Services]	20
Night parking rate	[Parking Meter Rates]	12
Nimenrix	[Vaccine]	28
Non-Member Stroke Improvement	[Swim Lessons]	46
Non-Rateable Garbage Charge	[Property & Rating Fees]	6
Not for profit organisations – all classes	[Once-off Events]	18
Notice in a Newspaper	[Other Development]	36

## O

Occasional Care	[Occasional Child Care]	26
Occupancy Fee – Commercial License/ Occupancy	[Road / Footpath Occupation Permit]	24
Occupancy Fee – Private single dwelling and local shop trader	[Road / Footpath Occupation Permit]	23
Occupation of parking bays – parking meter/first day – Commercial Street	[Parking Occupation Fees]	13
Occupation of parking bays – parking meter/first day – Non Commercial Street	[Parking Occupation Fees]	13
Occupation of parking bays – parking meter/ subsequent day – Commercial street	[Parking Occupation Fees]	13
Occupation of parking bays – parking meter/ subsequent day – Non Commercial Street	[Parking Occupation Fees]	13
Occupation of public land (parks, roads, footpaths etc.) for events (commercial)	[Site Fees, Occupation Charges & Other Usage Charges]	42
On site notices	[Other Development]	36
One on One Lessons	[Swim Lessons]	46
Other Development less than 5M	[Request to extend expiry date of a permit]	35
Other Development more than 5M	[Request to extend expiry date of a permit]	35
Out of Hours	[Permit Inspections]	23
Out of Hours Permit	[Permit Inspections]	23
Outside School Hours Care Fee	[Outside School Hours Care]	26
Over \$500,000 (quotation based on consulting building surveyors schedule)	[Class 2, 3, 4, 5, 6, 7, 8 and 9]	38
Overdue Registration Renewal Fee	[Other Fees]	20
Overtime - past 2am	[Hire of Town Halls]	40

## P

Paperbacks	[Book Sales]	7
Parking Fees – meters/ticket machines (per hour) spread from 0.00 to \$12.00 max	[Parking Meter Rates]	12
Parking offences set out in Schedule 6 of the Road Safety (General) Regulations 2019	[Parking Offence Fees]	14
Parking Permit – Car Share Bay	[Parking Permits]	13
Parking Permits – 1st Resident permit	[Parking Permits]	13
Parking Permits – 1st Resident permit concession or 1st Visitor permit concession	[Parking Permits]	13
Parking Permits – 1st Visitor permit	[Parking Permits]	13
Parking Permits – 2nd Resident permit concession or 2nd Visitor permit concession	[Parking Permits]	13
Parking Permits – 2nd Resident permits	[Parking Permits]	13

Fee Name	Parent Name	Page
<b>P</b> [continued]		
Parking Permits – 2nd Visitor permits	[Parking Permits]	13
Parking Permits – 3rd Resident permits	[Parking Permits]	13
Parking Permits – 3rd Resident permits concession or 3rd Visitor permit concession	[Parking Permits]	13
Parking Permits – 3rd Visitor permits	[Parking Permits]	13
Parking Permits – Business – 1st permit	[Parking Permits]	13
Parking Permits – Business – 2nd and subsequent permits	[Parking Permits]	13
Parking Permits – Disabled	[Parking Permits]	13
Parking sensor removal/reinstatement	[Road Reinstatement]	25
Parking signs – sign changes	[Engineering Planning]	48
Parklet Application and Inspection - Neighbourhood	[Local Laws / Legislative Services]	14
Parklet Application and Inspection - Primary	[Local Laws / Legislative Services]	14
Parklet Application and Inspection - Secondary	[Local Laws / Legislative Services]	14
Parklet Permit 12 Month - Neighbourhood	[Local Laws / Legislative Services]	14
Parklet Permit 12 Month - Primary	[Local Laws / Legislative Services]	14
Parklet Permit 12 Month - Secondary	[Local Laws / Legislative Services]	14
Parklet Permit 1st Quarter - Neighbourhood	[Local Laws / Legislative Services]	14
Parklet Permit 1st Quarter - Primary	[Local Laws / Legislative Services]	14
Parklet Permit 1st Quarter - Secondary	[Local Laws / Legislative Services]	14
Parklet Permit Summer 6 Month - Neighbourhood	[Local Laws / Legislative Services]	14
Parklet Permit Summer 6 Month - Primary	[Local Laws / Legislative Services]	14
Parklet Permit Summer 6 Month - Secondary	[Local Laws / Legislative Services]	14
Payment Arrangement fee (Rates – Referred for Legal Action)	[Property & Rating Fees]	6
Permit – Commercial Profit Making – Minor impact/small budget productions (incl films & ads)	[Filming & Commercial Still Photography Permit]	24
Permit – Commercial/Industrial Vehicle Crossing	[Vehicle Crossing Permit]	23
Permit – Non Profit Making Filming (incl still photography)	[Filming & Commercial Still Photography Permit]	24
Permit – Plant and Equipment – Commercial – No road closure	[Road / Footpath Occupation Permit]	24
Permit – Plant and Equipment – Private single dwelling and local shop traders.	[Road / Footpath Occupation Permit]	24
Permit – Private Single Dwelling Vehicle Crossing	[Vehicle Crossing Permit]	23
Permit – Student Filming (incl still photography)	[Filming & Commercial Still Photography Permit]	24
Permit – work area / public protection occupation	[Road / Footpath Occupation Permit]	23
Permit – Works between \$10,001 and \$500K Application Fee*	[Asset Protection Permit]	23
Permit – Works more than \$501K Application Fee*	[Asset Protection Permit]	23
Permit – Works up to \$10k*	[Asset Protection Permit]	23
Personal Care General High Range – Couple Above \$115,245	[Personal Care – High Fee Range]	9
Personal Care General High Range – Family Above \$118,546	[Personal Care – High Fee Range]	9
Personal Care General High Range – Single Above \$86,208	[Personal Care – High Fee Range]	9
Personal Care General Medium fee range – Couple \$59,802 to \$78,283	[Personal Care – Medium Fee Range]	9
Personal Care General Medium fee range – Couple \$78,283 to \$96,764	[Personal Care – Medium Fee Range]	9
Personal Care General Medium fee range – Couple \$96,764 to \$115,245	[Personal Care – Medium Fee Range]	9
Personal Care General Medium fee range – Family \$101,033 to \$118,546	[Personal Care – Medium Fee Range]	9
Personal Care General Medium fee range – Family \$66,009 to \$83,521	[Personal Care – Medium Fee Range]	9
Personal Care General Medium fee range – Family \$83,521 to \$101,033	[Personal Care – Medium Fee Range]	9
Personal Care General Medium fee range – Single \$39,089 to \$54,795	[Personal Care – Medium Fee Range]	9
Personal Care General Medium fee range – Single \$54,795 to \$70,501	[Personal Care – Medium Fee Range]	9
Personal Care General Medium fee range – Single \$70,501 to \$86,208	[Personal Care – Medium Fee Range]	9
Personal Care Low fee range – Couple \$44,309 to \$59,802	[Personal Care – Low Fee Range]	8

Fee Name	Parent Name	Page
<b>P</b> [continued]		
Personal Care Low fee range – Couple Up to \$44,309	[Personal Care – Low Fee Range]	8
Personal Care Low fee range – Family \$44,309 to \$66,009	[Personal Care – Low Fee Range]	8
Personal Care Low fee range – Family Up to \$44,309	[Personal Care – Low Fee Range]	8
Personal Care Low fee range – Single \$28,605 to \$39,089	[Personal Care – Low Fee Range]	8
Personal Care Low fee range – Single Up to \$28,605	[Personal Care – Low Fee Range]	8
Photocopies A3	[Photocopies]	7
Photocopies A3 (colour)	[Photocopies]	7
Photocopies A4	[Photocopies]	7
Photocopies A4 (colour)	[Photocopies]	7
Plan photocopying (larger than A3)	[Other Development]	36
Plans to comply with Condition 1 of the permit – Second and subsequent assessments	[Other Development]	36
Plant and Equipment Permit – Commercial – Local road – Full road closure	[Road / Footpath Occupation Permit]	24
Planter box/tubs – Laneway garden permit fee	[Local Laws / Legislative Services]	15
Planter Box/Tubs (Excludes Tables & Chairs)	[Local Laws / Legislative Services]	14
Footpath trading only		
Power	[Site Fees, Occupation Charges & Other Usage Charges]	42
Power	[Fairfield Amphitheatre]	42
Power	[Burnley Circus Site]	43
Practice Fees	[Burnley Golf Course]	47
Practice Game	[Registered Yarra Sports Clubs out of season hire]	23
Pre & Post Season Training	[Registered Yarra Sports Clubs out of season hire]	23
Private single dwelling and local shop traders	[Permit Inspections]	23
Professional services (EHO) as requested	[Information/Service Fees]	20
Profile Design Service	[Vehicle Crossing Permit]	23
Property enquiry	[Other Development]	36
Property information request (incl Solicitor 's request fee) (Statutory Fee) (incl inspections owner/builder projects)	[Lodgement Fees (building work permit)]	37
Public Entertainment Permits – Charity or other Council specific endorsed Public Entertainment events	[Miscellaneous]	39
Public Entertainment Permits (temporary) additional Inspection per hour	[Miscellaneous]	39
Public Entertainment Permits (temporary) additional Inspection per hour (out of hours)	[Miscellaneous]	39
Public Entertainment Permits (temporary) Site 1,001 m2 to 5,000m2 (Max. 5 structures. Max 2hrs inspection time)	[Miscellaneous]	39
Public Entertainment Permits (temporary) Site 15,001m2+ (Max.30 structures. Max. 4 hrs inspection time)	[Miscellaneous]	39
Public Entertainment Permits (temporary) Site 25,001m2+ (Max.50 structures. Max. 6 hrs inspection time)	[Miscellaneous]	39
Public Entertainment Permits (temporary) Site 5,001 m2 to 15,000m2 (Max. 5 structures 2. Max 3hrs inspection time)	[Miscellaneous]	39
Public Entertainment Permits (temporary) Site up to 1,000m2 (Max. 5 structures. Max 2hrs inspection time)	[Miscellaneous]	39
Public Entertainment Permits Fast Track Fee Assessment Fee (<10 business days notice)	[Miscellaneous]	39
Public Photocopier (per copy)	[Other Development]	36
<b>R</b>		
Rate Notice reproduction	[Property & Rating Fees]	6
Real Estate Sign License	[Tables & Chairs]	16
Reg 12	[Revised Plans Amend an application for a permit after notice has been given – Reg 12]	30

Fee Name	Parent Name	Page
<b>R</b> [continued]		
Reg 15 Application for Certificate of Compliance	[Other Applicable Statutory Fees]	30
Reg 16 For an agreement to a proposal to amend or end an agreement under S173 of the Act	[Other Applicable Statutory Fees]	33
Reg 18 Where a planning scheme specifies that a matter must be done to the satisfaction of a responsible authority, Minister, public authority or municipal council	[Other Applicable Statutory Fees]	30
Reg 18 Where a planning scheme specifies that a matter must be done to the satisfaction of a responsible authority, Minister, public authority or municipal council Including lodging plans to comply if the first submission to Council was unsatisfactory	[Other Applicable Statutory Fees]	34
Reg 6 Certification of a plan of subdivision	[Certification]	30
Reg 7 Alteration of a plan under section 10 (2) of the Act	[Certification]	30
Reg 8 Recertification of a plan of subdivision	[Reg 8 Recertification]	33
Registration – Declared menacing, dangerous & restricted breed dogs	[Dog Registration]	17
Registration & Search Fee for each pool/spa built before 1 November 2020	[Pool & Spa Register related fees]	40
Registration Fee for each pool/spa built after 1 November 2020	[Pool & Spa Register related fees]	40
Registrations for a period of 3 to 6 months	[Short Term Registrations]	19
Registrations for a period of more than 6 months will be treated as a 12 month registration	[Short Term Registrations]	19
Registrations for a period of up to 3 months	[Short Term Registrations]	19
Re-inspection Fee	[Class 1 or Class 2 Premises]	17
Re-inspection Fee	[Class 3 and Not for Profit Class 1 and 2 Food Premises]	18
Re-inspection Fee	[Not for Profit Class 3 Food Premises]	18
Re-inspection Fee (temp and mobile food premises)	[Short Term Registrations]	19
Release fee – Cat	[Animal Pound Release Fees]	17
Release fee – Dog	[Animal Pound Release Fees]	17
Relocation of Street Litter Bins	[Waste Management]	48
Renewal - Additional fee for each additional facility in premises in excess of one (1)	[Aquatic Facilities]	19
Renewal fee	[Aquatic Facilities]	19
Renewal for premises accommodating not more than 5 persons	[Commercial]	19
Renewals	[Class 1 or Class 2 Premises]	17
Renewals	[Class 3 and Not for Profit Class 1 and 2 Food Premises]	18
Renewals	[Not for Profit Class 3 Food Premises]	18
Renewals	[Premises Providing Personal Services]	20
Renewals - Additional fee for each additional person than can be accommodated in excess of 5 (Max fee for 61+ persons)	[Commercial]	19
Renewals - Additional fee for each additional person than can be accommodated in excess of 5 (Max fee for 61+ persons)	[Not For Profit]	19
Renewals for premises accommodating not more than 5 persons	[Not For Profit]	19
Replacement Animal Registration tag	[Cat Registration]	17
Replacement Parking permit fee	[Parking Permits]	13
Replacement RFID band/key fob (New fee)	[Miscellaneous]	47
Report and consent advertising	[Miscellaneous]	38
Request for copy of dog/cat registration certificate (per entry)	[Registration of Domestic Animal Business]	17
Request to amend planning scheme	[Amendments to Planning Scheme]	28
Reservations	[Libraries]	6
Residential	[Archive Request]	37
Residential and Commercial (and Multi-Unit Developments per unit/apartment) MRB 120lt plus 80lt MGB	[Waste Management]	48
Respite Care General High Range – Couple Above \$115,245	[Respite Care – High Fee Range]	10
Respite Care General High Range – Family Above \$118,546	[Respite Care – High Fee Range]	10



Fee Name	Parent Name	Page
<b>R [continued]</b>		
Respite Care General High Range – Single Above \$86,208	[Respite Care – High Fee Range]	10
Respite Care General Medium fee range – Couple \$59,802 to \$78,283	[Respite Care – Medium Fee Range]	10
Respite Care General Medium fee range – Couple \$78,283 to \$96,764	[Respite Care – Medium Fee Range]	10
Respite Care General Medium fee range – Couple \$96,764 to \$115,245	[Respite Care – Medium Fee Range]	10
Respite Care General Medium fee range – Family \$101,033 to \$118,546	[Respite Care – Medium Fee Range]	10
Respite Care General Medium fee range – Family \$66,009 to \$83,521	[Respite Care – Medium Fee Range]	10
Respite Care General Medium fee range – Family \$83,521 to \$101,033	[Respite Care – Medium Fee Range]	10
Respite Care General Medium fee range – Single \$39,089 to \$54,795	[Respite Care – Medium Fee Range]	9
Respite Care General Medium fee range – Single \$54,795 to \$70,501	[Respite Care – Medium Fee Range]	9
Respite Care General Medium fee range – Single \$70,501 to \$86,208	[Respite Care – Medium Fee Range]	10
Respite Care Low fee range – Couple \$44,309 to \$59,802	[Respite Care – Low Fee Range]	9
Respite Care Low fee range – Couple Up to \$44,309	[Respite Care – Low Fee Range]	9
Respite Care Low fee range – Family \$44,309 to \$66,009	[Respite Care – Low Fee Range]	9
Respite Care Low fee range – Family Up to \$44,309	[Respite Care – Low Fee Range]	9
Respite Care Low fee range – Single \$28,605 to \$39,089	[Respite Care – Low Fee Range]	9
Respite Care Low fee range – Single Up to \$28,605	[Respite Care – Low Fee Range]	9
Retrospective Valuation Certificate	[Property & Rating Fees]	6
Road – asphalt/concrete <100mm	[Road Reinstatement]	25
Road – deep lift asphalt/concrete/bluestone	[Road Reinstatement]	25

<b>S</b>		
School Lessons	[Swim Lessons]	47
School Lessons Concession	[Swim Lessons]	47
Seasonal (6 month operation) sporting clubs – Registration is for annual period	[Class 3 and Not for Profit Class 1 and 2 Food Premises]	18
Seasonal (6 month operation) sporting clubs – Registration is for annual period	[Not for Profit Class 3 Food Premises]	18
Security deposit (bond)	[Top Floor]	28
Security Deposit (Bond)	[Hire of Town Halls]	40
Security Deposit (Bond)	[Small Community Spaces]	41
Security Deposit (Bond)	[Medium Community Spaces]	41
Security Deposit (Bond)	[Large Community Spaces]	41
Security Deposit (Bond)	[Performance Spaces (Richmond Theatre)]	42
Senior Professional Team SeniorNPL/ FV Senior State League 1 (fenced facility)	[Soccer]	22
Senior Team	[Category A]	22
Senior Team	[Category B]	22
Senior Team	[Turf Cricket]	22
Senior Team	[Cricket Synthetic]	22
Senior Team	[Football]	22
Senior Team FV NPL & State 1 Reserves, State League 2, and below/ VicSoccer	[Soccer]	22
Service Requests – Animal Control	[Registration of Domestic Animal Business]	17
Shopping Trolley Release fees	[Local Laws / Legislative Services]	15
Shower	[Miscellaneous]	47
Significant Tree Application fee (Non-refundable)	[Local Laws / Legislative Services]	14
Significant Tree Permit – Pruning only	[Local Laws / Legislative Services]	15
Significant Tree Permit – Removal	[Local Laws / Legislative Services]	14
Silver Concession	[Debit Fees]	45
Silver FULL	[Debit Fees]	45
Single Dwelling	[Request to extend expiry date of a permit]	35
Single use of Bastow 1 charging fee for entry	[Registered Yarra Sports Clubs out of season hire]	23
Site fee for use of Parks, Reserve or Rotunda – Full	[Site Fees, Occupation Charges & Other Usage Charges]	42

Fee Name	Parent Name	Page
<b>S</b> [continued]		
Site fee for use of Parks, Reserve or Rotunda – Not-for-Profit	[Site Fees, Occupation Charges & Other Usage Charges]	42
Site Induction (additional)	[Hire of Town Halls]	40
Site Induction (additional)	[Large Community Spaces]	42
Site Induction (additional)	[Performance Spaces (Richmond Theatre)]	42
Siting Approval Public Entertainment – 1 Structure	[Miscellaneous]	38
Siting Approval Public Entertainment – 10+ Structures	[Miscellaneous]	39
Siting Approval Public Entertainment – 2-5 Structures	[Miscellaneous]	38
Siting Approval Public Entertainment – 6-9 Structures	[Miscellaneous]	38
Siting Approval Public Entertainment Fast – Track Assessment Fee (<10 business days notice)	[Miscellaneous]	38
Skip Bin Permit – Container placement	[Skip Bin Permit]	24
Skip Bin Permit – Skip placement – metered	[Skip Bin Permit]	24
Skip Bin Permit – Skip placement – unmetered	[Skip Bin Permit]	24
Small Event Permit (per event day) – Concession	[Event Permit – Up to 100 persons with no structures and minimum risks]	43
Small Event Permit (per event day) – Full	[Event Permit – Up to 100 persons with no structures and minimum risks]	43
Social Support Group Outing	[Community Transport]	12
Sound Technician - per hour	[Large Community Spaces]	41
Sound Technician - per hour	[Performance Spaces (Richmond Theatre)]	42
Sound Technician (per hour)	[Hire of Town Halls]	40
Standard Maximum Fee	[Dog Registration]	16
Standard Maximum Fee	[Cat Registration]	17
Standard Reduced Fee	[Dog Registration]	16
Standard Reduced Fee	[Cat Registration]	17
Start Up Fee (All Aquatic Programs)	[Swim Lessons]	46
Subdivision	[Request to extend expiry date of a permit]	35
Subdivision	[Other Development]	36
Swim Lesson Child – Concession Fortnightly Debit**	[Swim Lessons]	47
Swim Lesson Child Fortnightly Debit**	[Swim Lessons]	46
Swim Lessons Child - per lesson	[Swim Lessons]	46
Swim Upgrade to S/S/S	[Casual Entry]	44
Swim Upgrade to S/S/S Concession	[Casual Entry]	44
Swim, Spa & Sauna (concession)	[Casual Entry]	44
Swimming Pools	[Class 1 & 10]	37

<b>T</b>		
Teenage Holiday Programs	[Youth Services]	26
Teenage Holiday Programs – Concession	[Youth Services]	26
Temporary Public Space Licence (prescribed event area) each additional stall/promotional activity over 5	[Local Laws / Legislative Services]	15
Temporary Public Space Licence (prescribed event area) each additional stall/promotional activity over 5 for Charity or Non for profit	[Local Laws / Legislative Services]	15
Temporary Public Space Licence (prescribed event area) multi max 5 stalls/promotional activities	[Local Laws / Legislative Services]	15
Temporary Public Space Licence (prescribed event area) multi max 5 stalls/promotional activities Charity or Non for profit	[Local Laws / Legislative Services]	15
Temporary Public Space Licences up to 7 days	[Local Laws / Legislative Services]	15
Temporary Public space permit – Promotional Short Term (1) 0-3 days	[Local Laws / Legislative Services]	15
Temporary Public space permit – Promotional Short Term (2) 3-7 days where admin/detailed review required	[Local Laws / Legislative Services]	15
Term Fee Concession	[Funded Kindergarten ]	26
Town Hall Public Liability Insurance (per day)	[Hire of Town Halls]	40
Tradesperson permit monthly fee- non metered	[Parking Permits]	13
Tradesperson permit per day- non metered	[Parking Permits]	13
Tradesperson permit per week- non metered	[Parking Permits]	13
Traffic Management	[Road Reinstatement]	25
Traffic Surveys – classified counts	[Engineering Planning]	48
Transfer fee	[Aquatic Facilities]	19
Transfer Fee	[Registration of Domestic Animal Business]	17

Fee Name	Parent Name	Page
<b>T [continued]</b>		
Transfer Fee	[Class 1 or Class 2 Premises]	17
Transfer Fee	[Class 3 and Not for Profit Class 1 and 2 Food Premises]	18
Transfer Fee	[Not for Profit Class 3 Food Premises]	18
Transfer Fee (transfers not applicable to lower risk services)	[Premises Providing Personal Services]	20
Transfers	[Commercial]	19
Transfers	[Not For Profit]	19
Two on One Lessons	[Swim Lessons]	46
<b>U</b>		
Unlicensed Premises – per chair (600mm = 1 Chair)	[Tables & Chairs]	16
Unlicensed Premises – per table over 800mm (including benches)	[Tables & Chairs]	16
Unlicensed Premises – per table up to 800mm	[Tables & Chairs]	16
Up to \$30,000	[Class 2, 3, 4, 5, 6, 7, 8 and 9]	38
Urgent fee	[Lodgement Fees (building work permit)]	37
Urgent removal/reinstatement	[Road Reinstatement]	25
Use only	[Request to extend expiry date of a permit]	35
<b>V</b>		
Vacation Care Excursion Fee	[Outside School Hours Care]	26
Vacation Care Fee – Late booking	[Outside School Hours Care]	26
Value \$5,000 and greater (Statutory fee)	[Lodgement Fees (building work permit)]	37
Variation to Building Permit (amended documentation)	[Miscellaneous]	38
Variation to Building Permit (change of details)	[Miscellaneous]	38
Varilrix	[Vaccine]	28
VBA cladding rectification levy Classes 2 – 8 (over \$1.5M) (Statutory fee)	[Class 2, 3, 4, 5, 6, 7, 8 and 9]	38
VBA cladding rectification levy Classes 2 – 8 (works \$1M - \$1.5M) (Statutory fee)	[Class 2, 3, 4, 5, 6, 7, 8 and 9]	38
VBA cladding rectification levy Classes 2 – 8 (works \$800,000 to \$1M) (Statutory fee)	[Class 2, 3, 4, 5, 6, 7, 8 and 9]	38
Vehicle tow-away – impounding fee	[Towing & Impounding Fees]	13
Vicsmart	[Request to extend expiry date of a permit]	35
<b>W</b>		
Waste Water System Approval	[Other Fees]	20
Weekly Rate - Concession (Not-for-Profit)	[Burnley Circus Site]	43
Weekly Rate - Full (Commercial)	[Burnley Circus Site]	43
Willowview – High Fee Range – Couple Above \$115,245	[Willowview – Outing Group]	12
Willowview – High Fee Range – Family Above \$118,546	[Willowview – Outing Group]	12
Willowview – High Fee Range – Single Above \$86,208	[Willowview – Outing Group]	12
Willowview – Low Fee Range Couple Up to \$59,802	[Willowview – Outing Group]	12
Willowview – Low Fee Range Family Up to \$66,009	[Willowview – Outing Group]	12
Willowview – Low Fee Range Single Up to \$39,089	[Willowview – Outing Group]	11
Willowview – Medium Fee Range Couple – \$59,802 to \$115,245	[Willowview – Outing Group]	12
Willowview – Medium Fee Range Family – \$66,009 to \$118,546	[Willowview – Outing Group]	12
Willowview – Medium Fee Range Single – \$39,089 to \$86,208	[Willowview – Outing Group]	12
Word Processing	[Libraries]	6
Worm Farms RELN	[Waste Management]	48
<b>Other</b>		
\$1,000,001 and above	[Other Development]	36
\$100,000 or less	[Other Development]	36
\$100,001-\$300,000	[Class 2, 3, 4, 5, 6, 7, 8 and 9]	38
\$30,001-\$100,000	[Class 2, 3, 4, 5, 6, 7, 8 and 9]	38

**Fee Name****Parent Name****Page****Other** [continued]

\$300,001-\$500,000

[Class 2, 3, 4, 5, 6, 7, 8 and 9]

38

½ hr (Casual)

[Personal Training]

46

½ hr (Casual)

[Programs – Myotherapy]

47

½ hr (Member)

[Personal Training]

46

½ hr (Member)

[Programs – Myotherapy]

47